

The German Society of Plastic, Reconstructive and Aesthetic Surgeons announces:



## The 14<sup>th</sup> International Congress of the International Confederation for Plastic, Reconstructive and Aesthetic Surgery



June 26 – 30, 2007 – Berlin, Germany



## Final Program



38<sup>th</sup> Annual Meeting of DGPRÄC

Deutsche Gesellschaft der Plastischen, Rekonstruktiven und Ästhetischen Chirurgen

12<sup>th</sup> Annual Meeting of VDÄPC

Vereinigung der Deutschen Ästhetisch-Plastischen Chirurgen

[www.ipras2007berlin.com](http://www.ipras2007berlin.com)

**ETHICON and ETHICON ENDO-SURGERY**  
partnering with IPRAS 2007 Berlin and plastic surgeons  
to bring innovation to aesthetic and reconstructive  
procedures.



Your  
Body of Work  
Inspires  
Ours

**Harmonic**<sup>TM</sup>  
for PLASTIC SURGERY

*Precisely raise flaps  
with a device that  
simultaneously  
cuts and coagulates  
using ultrasonic vibration*

**Join Us at our Booth  
for a Hands-On Demonstration  
of our New Products**

**ETHICON**  
a Johnson & Johnson company

 **ETHICON ENDO-SURGERY**  
a Johnson & Johnson company

## Table of Contents

Welcoming Messages .....	04
Committees .....	08
The Societies: IPRAS, DGPRÄC, VDÄPC .....	14
Schedule at a Glance .....	17
Program Overview .....	18
Tuesday, June 26, 2007 .....	23
Wednesday, June 27, 2007 .....	37
Thursday, June 28, 2007 .....	55
Friday, June 29, 2007 .....	71
Saturday, June 30, 2007 .....	87
Master Classes .....	95
Company Training Courses .....	96
National and International Business Meetings .....	101
Posters .....	102
Aesthetic .....	103
Anti-Aging .....	104
Burns .....	104
Craniofacial .....	105
Hands .....	106
Mamma .....	107
Reconstructive .....	111
Research / Experimental .....	113
Tumours .....	116
The Conference Venue .....	118
Sponsors .....	120
Exhibition Overview .....	121
Social Program .....	124
Sightseeing Tours .....	128
General Information A–Z .....	133
Maps .....	138

All information as of June 05, 2007, date of print.

# Dear Colleagues,

the last year was the most difficult one in the history of IPRAS. Within the last few weeks things started to fall into place and gradually all my sorrows were replaced by anticipation. And now my heart is full of joy and gratitude: Welcome to Berlin!

Here in Berlin we are going to launch the newly restructured IPRAS: you all need to contribute to this process and make IPRAS a confederation with a bright and brilliant future. Share with us an exciting scientific program with the best of the best plastic surgeons in the world! Join us for the General Assembly with one of the special highlights of the congress: the Ulrich Hinderer Lecture, presented by the 2007 congress award winner Robert Goldwyn. And dance with us at the congress party in the historical hangar of the Tempelhof Airport – the bridge to the world that made Berlin survive after the war.

I wish you a joyfull week full of new impressions, ideas, long-lasting friendships!  
I dearly wish that you will add a new facet to your identity: a bond with IPRAS!



Marita Eisenmann-Klein  
General Secretary IPRAS  
President of the German Society of Plastic,  
Reconstructive and Aesthetic Surgeons

# Dear Colleagues and Friends,

The German Society of Plastic, Reconstructive and Aesthetic Surgeons is honored to host the IPRAS 2007 in Berlin, a city known for its exciting medical, scientific, cultural and political developments for plastic surgeons from all over the world.

Since the 19<sup>th</sup> Century, the fate of plastic surgery in Germany has been inevitably linked to Berlin through Johann-Friedrich Dieffenbach, whose flamboyant career revolutionized the future of plastic surgery. German celebrities such as Erich Lexer, Bernhard von Langenbeck and Jaques Joseph followed Dieffenbach’s tradition to further develop techniques of our specialty.

Our invitation and the call for abstracts have been answered by almost a thousand participants with the submission of one thousand, four hundred abstracts. This gives the scientific committee the opportunity to set up an exciting program offering new and valuable information for everybody participating.

Our special thanks go to our General Secretary of IPRAS, the members of the EXCO, the members of the Scientific Committee of the German Society of Plastic, Reconstructive and Aesthetic Surgery, and all of you who have given us so much support to make IPRAS Berlin 2007 a memorable scientific and personal event. All of this support will allow us to share knowledge, experience, and the scientific development of our specialty with others from all over the world.

In addition, “Summertime in Berlin” gives the ideal atmosphere in which to cherish friendships and establish new ones. The Social program will have you taking part of this vivacious city with a mix between tradition and modern living.

We welcome you to Berlin!



Alfred Berger  
Honorary President



Johannes C. Bruck  
Chairman of the Organizing Committee



Rolf-Rüdiger Olbrisch  
Congress President

# The Mayor of Berlin

Berlin can look back on a long tradition of medical research and practice. Names like Ferdinand Sauerbruch and Robert Koch shaped the city's reputation. At the same time, historical institutions like the Charité and the Benjamin Franklin University Hospital also symbolize the move into the 21st century, since research, teaching, and health care of the highest medical standard are closely and productively linked here.

Berlin is greatly honoured to be able to host the plastic, reconstructive, and aesthetic surgeons from all over the world.

Berlin is a successful congress location, which regularly hosts large and important international congresses and trade fairs. The city offers excellently equipped premises of any size for concentrated professional interaction, and Berlin's hotels and restaurants offer inviting opportunities for culinary exploration.

Those attending a congress on the banks of the Spree should not forget to also take a look at the city's cultural calendar. Whether theatre or opera, classical music or jazz, ancient sculpture or contemporary art – Berlin has something for everyone.

Berlin looks forward to welcoming the participants in the Congress of the International Society for Plastic and Reconstructive and Aesthetic Surgery in the year 2007.



Klaus Wowereit  
Mayor of Berlin

# The Dean of the Charité

Dear Colleagues,  
Dear Friends,

Since its foundation about 300 years ago, the Charité has been one of the leading German centers in the medical field. The tradition of Plastic Surgery as a reconstructive and aesthetic surgical speciality is connected with worldwide renowned names, such as Dieffenbach, von Langenbeck, and Lexer, for over 150 years.

The Dean of the Charité strongly support to host the World Congress of the International Society of Plastic, Reconstructive and Aesthetic Surgery in Berlin in 2007.

The Charité believes that the presence of the IPRAS World Congress in Berlin will positively stimulate the further medical development in our capital.



Prof. Joachim W. Dudenhausen  
Former Dean of the Charité



# The IPRAS Executive Committee 2003 – 2007

## General Secretary

Marita Eisenmann-Klein, Germany

## Deputy General Secretary

Jean-Philippe Nicolai, Netherlands

## Executive Director

Catherine Foss,  
United States of America

## Past General Secretary

Ulrich T. Hinderer †, Spain  
(deceased, 1/3/07)

## Geographic Representatives

**North Africa**  
Mohammed Zaki, Egypt

**South Africa**  
Russell J. Walton, Africa

**Asia-Pacific**  
Baman M. Daver, India  
Norman Olbourne, Australia

**Eastern Mediterranean**  
Moris Topaz, Israel

**Northern Europe**  
Krzysztof T. Drzewiecki, Denmark

**Central Europe**  
Nobert Pallua, Germany

**Southern Europe**  
Riccardo Mazzola, Italy

**Far East**  
Kiyonori Harii, Japan  
Yoon-Ho Lee, Republic of Korea

**North America**  
Manuel Garcia-Velasco, Mexico

**South America**  
Julio Daniel Kirschbaum, Peru  
Aldo Mottura, Argentina

**Western Asia**  
Abdul-Reda Lari, Kuwait

**IPRAS Section**  
**European**  
Jean-Philippe Nicolai, Netherlands

**Iberolatinoamerican**  
Wilfredo Calderon, Chile

**Asian-Pacific**  
Yu-Ray Chen, Taipei, China

**Pan-African**  
Alastair Lamont, South Africa

**Pan-Arab**  
Mohammad Khalaf, Kuwait

**Co-Opted Society  
Representatives**  
**International Society of Aesthetic  
Plastic Surgeons**  
Bryan C. Mendelson, Australia

**International Society of  
Cranio-Facial Surgeons**  
Steven Wall, United Kingdom

**World Society of Reconstructive  
Micro Surgeons**  
Wayne Morrison, Australia

**International Federation of  
Societies of Surgery of the Hand**  
Alfred Berger, Germany

**Appointed Members**  
**Parliamentarian**  
O. Onor Erol, Turkey

**Editor, GLOBALPLAST**  
Mutaz Habal,  
United States of America

**Ex Officio Members**  
**Chairman, 2007 Berlin Congress**  
Johannes C. Bruck, Germany

**President, 2007 Berlin Congress**  
Rolf-Rüdiger Olbrisch, Germany

**Honorary President,  
2007 Berlin Congress**  
Alfred Berger, Germany

# Local Organizing Committee

**Honorary President**  
Alfred Berger, Hannover

**Chairman of the  
Organizing Committee**  
Johannes C. Bruck, Berlin

**Honorary Secretary General**  
Ulrich T. Hinderer, Madrid †

**Protocol**  
Goswin von Mallinckrodt, München

**Media Contact**  
Constance Neuhaun-Lorenz, München

**Council of Honorary Advisors**  
Edgar Biemer, München  
Heinz Bohmert, München  
Dieter Buck-Gramcko, Hamburg  
Heinz-Edzard Köhnlein, Landsberg  
Gottfried Lemperle, San Diego  
Günter-M. Lösch, Ratzeburg  
Wolfgang Mühlbauer, München  
Fritz-Eduard Müller, Bochum  
Neven Olivari, Rösraht  
Ursula Schmidt-Tintemann, München

**Assistant Secretary Council**  
Klaus Plogmeier, Berlin  
Friedrich-Wilhelm von Hesler, Berlin

**Congress President**  
Rolf-Rüdiger Olbrisch, Berlin

**Treasurer**  
Hermann Lampe, Frankfurt / Main

**Social and Cultural Events**  
Joachim Graf von Finckenstein, Starnberg  
Christian Gabka, München  
Michael Greulich, Stuttgart

**Accompanying Persons Program**  
Kristina Bruck, Berlin  
Katharina Olbrisch, Berlin

**Organizer**  
IPRAS 2007  
c/o K.I.T. GmbH  
Association & Conference  
Management Group & Co. KG  
Kurfürstendamm 71  
10709 Berlin, Germany  
Phone: +49 30 24 603 260  
Fax: +49 30 24 603 200  
ipras2007berlin@kit-group.org

**Press**  
Silke Jakobi  
IPRAS Congress Press Office  
P.O. Box 30 11 20  
70451 Stuttgart, Germany  
Phone: +49 711 8931 163  
Fax: +49 711 8931-566/-167  
info@medizinkommunikation.org  
jakobi@medizinkommunikation.org

## Scientific Committee

### Scientific Program Chairmen

Norbert Pallua, Aachen  
G. Björn Stark, Freiburg

### Scientific Program Committee

**Aesthetic**  
Klaus Exner, Frankfurt

**Anti Aging**  
Franziska Ulrich, Regensburg

**Burns**  
Peter Mailänder, Lübeck

**Craniofacial**  
Wolfgang Schneider, Magdeburg

**Hand**  
Wolfgang Stock, München

**Mamma**  
Axel-Mario Feller, München

**Reconstructive**  
Günter Germann, Ludwigshafen

**Research**  
Raymund E. Horch, Erlangen

**Tumors**  
Hans-Ulrich Steinau, Bochum

### Co-Chair

**Aesthetic**  
Dirk Richter, Wesseling

**Burns**  
Henrik Menke, Offenbach

**Craniofacial**  
Milomir Ninkovic, München

**Hand**  
Margita Flügel, Hannover

**Mamma**  
Christian Gabka, München

**Microsurgery**  
Christoph Heitmann, Ludwigshafen

**Reconstructive**  
Peter Vogt, Hannover

**Tumors**  
Jutta Liebau, Düsseldorf

### Master Class Session Committee

**Chair**  
Peter Eckert, Würzburg  
Dennis von Heimburg, Frankfurt

**Aesthetic**  
Wolfgang Gubisch, Stuttgart  
Marianne Wolters, Frankfurt

**Anti Aging**  
Alexander Römmler, München

**Burns**  
Michael Steen, Halle  
Bernd Hartmann, Berlin

**Commercial**  
Henrik Menke, Offenbach

**Hand**  
Rüdiger Baumeister, München  
Peter Brüser, Bonn

**Mamma**  
Christoph Andree, Düsseldorf

**Microsurgery**  
Giulio Ingianni, Wuppertal  
Alberto Peek, Vogtareuth

**Reconstructive**  
Dietmar Ulrich, Aachen  
Lukas Prantl, Regensburg



**Made in Germany. Handmade, to be precise.**

**The Phaeton. Official shuttle of the IPRAS 2007 Berlin.**



Aus Liebe zum Automobil

Faculty

Elie Abdelhak, Lebanon  
Ruben T. Adamian, Russian Federation  
William P. Adams, USA  
Pius Agbenorku, Ghana  
Gilbert Aiach, France  
Ahmad Al Fadhlj, Kuwait  
Habib B. Albasti, Iraq  
Bob Allen, USA  
Al Aly, USA  
Christoph Andree, Germany  
Eric Arnaud, France  
Zoran Arnez, Slovenia  
Peter Ashby, United Kingdom  
Oskar Aszmann, Austria  
Bishara S. Atiyeh, Lebanon  
Alexander Bach, Germany  
Ana Badin, Brazil  
Holger Bannasch, Germany  
Dino Barisoni, Italy  
Ricardo Baroudi, Brazil  
Alfonso Barrera, USA  
Rüdiger Baumeister, Germany  
Marianne Beausang-Linder, Sweden  
Hilton Becker, USA  
Javier De Benito, Spain  
Beatriz Berenguer, Spain  
Alfred Berger, Germany  
Catherine Bergeret-Galley, France  
Peter Berlien, Germany  
Pietro Berrino, Italy  
Manuela Berracal, Colombia  
Edgar Biemer, Germany  
Thomas Biggs, USA  
Phillip Blondeel, Belgium  
Ewaldo Bolivar, Brazil  
Laurence Boon, Belgium  
John Boorman, United Kingdom  
Alexei Borovikov, Russian Federation  
Giovanni Botti, Italy  
Peter Brenner, Germany  
Nathalie Bricout, France  
Michael Bromba, Germany  
Giorgio Bronz, Switzerland  
Hans G. Bruck, Austria  
Johannes C. Bruck, Germany  
Peter Brüser, Germany  
Pavel Brychta, Czech Republic  
Rolf Büttemeyer, Germany  
Eckart Buttler, Germany  
Yilin Cao, China  
Marcus Castro Ferreira, Brazil  
C. Can Cedidi, Germany  
Yu-Ray Chen, Taiwan, Republic of China

Kim Chin Whan, Republic of Korea  
Sydney Coleman, USA  
Miodrag Colic, Serbia and Montenegro  
Bruce F. Connell, Great Britain  
Bernard Cornette de Saint Cyr, France  
Wanda Correa, Brazil  
Michel Costagliola, France  
Bruce Cunningham, USA  
Richard D’Amico, USA  
Rolin Daniel, USA  
Peter Davenport, United Kingdom  
Dai Davies, United Kingdom  
Maria Deutinger, Austria  
K. T. Drzewiecki, Denmark  
Alejandro Duarte y Sanchez, Mexico  
Sibylle Eberle, Germany  
Helga Eder, Spain  
Mohammed D. A. Eed, Saudi Arabia  
Marita Eisenmann-Klein, Germany  
Franklyn L. Elliot, USA  
Detlev Erdmann, USA  
Serdar Eren, Germany  
O. Onur Erol, Turkey  
Dimitre Evstatiev, Bulgaria  
Klaus Exner, Germany  
Hisham Fansa, Germany  
Jozef Fedeles, Slovakia  
Axel-Mario Feller, Germany  
Mark Ferguson, United Kingdom  
Angel Ferreres-Claramunt, Spain  
Susan Fenner, Germany  
Joachim Graf von Finkenstein, Germany  
Françoise Firmin, France  
Helmut Fischer, Germany  
Uwe von Fritschen, Germany  
Margita Flügel, Germany  
Guy Foucher, France  
Milada Francú, Czech Republic  
Manfred Frey, Austria  
Paul Fuchs, Germany  
Antonio Fuente Del Campo, Mexico  
Keizo Fukuta, Japan  
Christian J. Gabka, Germany  
Brian Gamble, USA  
Manuel Garcia-Velasco, Mexico  
Günter Germann, Germany  
Alaa Gheita, Egypt  
Motjtaba Ghods, Germany  
Pietro Giovanoli, Switzerland  
Joao Carlos Sampaio Goes, Brazil  
Robert Goldwyn, USA  
Mark Gorney, USA  
Ruth Graf, Brazil

Michael Greulich, Germany  
Andrea Grisottj, Italy  
Lutz Gruhl, Germany  
Wolfgang Gubisch, Germany  
José Guerrerosantos, Mexico  
Gusztáv Gulyás, Hungary  
Suresh Gupta, India  
Roxanne Guy, Australia  
Mutaz Habal, USA  
Elizabeth J. Hall-Findlay, Canada  
Thamer Hamdan, Iraq  
Moustapha Hamdi, Belgium  
Dennis Hammond, USA  
Ed Hartman, Netherlands  
Bernd Hartmann, Germany  
Carl Hartrampf, USA  
Detlev Hebebrand, Germany  
Dennis von Heimburg, Germany  
Christoph Heitmann, Germany  
Nelson Heller, Brazil  
Karsten Hemmrich, Germany  
Guido Graf Henckel v. Donnersmarck, Germany  
Trine Foged Henriksen, Denmark  
Friedrich-Wilhelm von Hesler, Germany  
Gisbert Holle, Germany  
Jürgen Holle, Austria  
Heinz-Herbert Homann, Germany  
Raymund E. Horch, Germany  
Jiang Hua, China  
Joseph Hunstad, USA  
Dennis J. Hurwitz, USA  
Heribert Hussl, Austria  
Glenn Jelks, USA  
Mark L. Jewell, USA  
Olaf Kauder, Germany  
Carolyn Kerrigan, USA  
Mohammed Khalaf, Kuwait  
Roger Khouri, USA  
Brian Kinney, USA  
Julio Kirschbaum, Peru  
Daniel Knutti, Switzerland  
Rupert Koller, Austria  
Peter Kompatscher, Austria  
Moshe Kon, Netherlands  
Radana Königova, Czech Republic  
Andreas Kouppas, Greece  
Albrecht Krause-Bergmann, Germany  
Krishna Kumar, United Kingdom  
Markus V. Küntscher, Germany  
Hannu Kuokkanen, Finland  
Morten Kveim, Norway  
Lars-Uwe Lahoda, Germany  
Don Lalonde, Canada

Alastair Lamont, South Africa  
Hermann Lampe, Germany  
Hector Lanza, Argentina  
Abdul Reda Lari, Kuwait  
Ioan Lascar, Romania  
Claude Lassus, France  
Claude Le Louarn, France  
Caroline Leclercq, France  
Marcus Lehnhardt, Germany  
Gottfried Lempertle, USA  
Ruth Lester, United Kingdom  
Jutta Liebau, Germany  
Marco Lorenzini, Italy  
Hans-Günther Machens, Germany  
Anil Madaree, South Africa  
Abood Mahdi, Iraq  
Peter Mailänder, Germany  
Goswin von Mallinckrodt, Germany  
Nicos Constantinou Mantas, Cyprus  
Daniel Marchac, France  
Tim Marten, USA  
Riccardo Mazzola, Italy  
Duncan McGrouther, United Kingdom  
Bryan C. Mendelson, Australia  
Claudia Meuli, Switzerland  
Albert de Mey, Belgium  
Hanno Millesi, Austria  
Vlastibor Minarovjech, Slovakia  
Arnaldo Miro, Brazil  
Guido Molea, Italy  
Stan Monstrey, Belgium  
Paulino Morales, Argentina  
Aldo Mottura, Argentina  
Wolfgang Mühlbauer, Germany  
Brien Murphy, USA  
Egle Muti, Italy  
Satoru Nagata, Japan  
Foad Nahai, USA  
Hilal Nahel, Syrian Arab Republic  
Constance Neuhann-Lorenz, Germany  
Rogerio Izar Neves, Brazil  
Milomir Ninkovic, Germany  
Ernst Magnus Noah, Germany  
R. Barrett Noone, USA  
Rolf Nordström, Finland  
Kitaro Ohmori, Japan  
Rolf-Rüdiger Olbrisch, Germany  
Norman Olbourne, Australia  
Norbert Pallua, Germany  
Bernard-Jean Paniel, France  
Angel Papadopoulos Escobar, Greece  
Christoph Papp, Austria  
Malcolm Paul, USA

Alberto Peek, Germany  
Paolo Persichetti, Italy  
Frank-Werner Peter, Germany  
Jean Yves Petit, France  
Michel Pfulg, Switzerland  
Nelson Piccolo, Brazil  
Gerhard Pierer, Switzerland  
Ivo Pitanguy, Brazil  
Hildegunde Piza-Katzer, Austria  
Klaus Plogmeier, Germany  
Jan G. Poell, Switzerland  
Lukas Prantl, Germany  
Julian Pribaz, USA  
Kirill Pshenishnov, Russian Federation  
Caius Radu, Germany  
K.Mathangi Ramakrishnan, India  
Mark A. Randolph, USA  
Johannes Reinmüller, Germany  
Liacyr Ribeiro, Brazil  
Dirk F. Richter, Germany  
Mohammed Rida-Franka, Libyan Arab Jamahiriya  
Gino Rigotti, Italy  
Tom Roberts, USA  
Rod Rohrich, USA  
Michael Sadove, USA  
Richard Sadove, Israel  
Tariq Saeed, Bahrain  
Javier Enriquez de Salamanca, Spain  
Ken Salyer, USA  
Fabio Santanelli, Italy  
Giorgio De Santis, Italy  
Michael Sauerbier, Germany  
Jürgen Schaff, Germany  
Jan-Thorsten Schantz, Germany  
Erwin Scharnagl, Austria  
Wolfgang Schneider, Germany  
Thomas Schoeller, Austria  
Alexander Schönborn, Germany  
Zun-Li Shen, China  
Nobuyuki Shioya, Japan  
Gaith Shubailat, Jordan  
Maria Siemionow, USA  
Chanjiv Singh, India  
Paul Smith, United Kingdom  
Brian Sommerlad, United Kingdom  
David Soutar, United Kingdom  
Tom Specken, Netherlands  
Gerald Spilker, Germany  
G. Björn Stark, Germany  
Hans-Ulrich Steinau, Germany  
Wolfgang Stock, Germany  
Susumu Takayanagi, Japan  
Ursula Tanzella, Germany

Luc Téot, France  
Edward Terino, USA  
Sylvie Testelin, France  
Hubertus Tilkorn, Germany  
Patrick Tonnard, Belgium  
Moris Topaz, Israel  
Bryant Toth, USA  
Frank TrepSAT, France  
Erkki Tukiainen, Finland  
Carlos Oscar Uebel, Brazil  
Klaus Ueberreiter, Germany  
Dietmar Ulrich, Germany  
Franziska Ulrich, Germany  
Chantal van der Horst, Netherlands  
Romain Vanwijck, Belgium  
Henry Vasconez, USA  
Louis Vasconez, USA  
Jiri Vesely, Czech Republic  
Steven Wall, United Kingdom  
Morris Warwick, South Africa  
Gottfried Wechselberger, Austria  
Fu-Chan Wei, Taiwan, Republic of China  
Henri Winters, Netherlands  
Christoph Wolfensberger, Switzerland  
Marianne Wolters, Germany  
Fiona Wood, Australia  
Waffles Wu, Singapore  
Elisabeth Würinger, Austria  
Michael Yaremchuk, USA  
Andreas Yiacomettis, Greece  
Kataro Yoshimura, Japan  
Mustafa Zaidi, Libyan Arab Jamahiriya  
Michele L. Zocchi, Italy  
Ronald Zuker, Canada

International Confederation for Plastic, Reconstructive and Aesthetic Surgery (IPRAS)

IPRAS is an international organization with 90 member countries representing the affiliated plastic surgery society in each country.

Our organizational structure includes an Executive Committee and a Delegate from each of our member countries who serves on the Council of National Delegates. IPRAS is in a state of transition including a total restructuring of our mission and operation. We have always provided continuing medical education throughout the world. Additionally, IPRAS has developed several new charitable projects.

1 – Women for Women is a global undertaking by our female member surgeons who donate time and surgical skills to help women and their children in third world nations by providing reconstructive surgery, free of charge to the patients. We fund this operation through donations made by the surgeons themselves as well as corporate support.

2 – Support for Iraqi Surgeons has been an ongoing program wherein surgeons from Iraq travel to Kuwait where our member surgeons help them update their surgical skills. We have found a large percentage of the Iraqi surgeons have not been able to leave Iraq for many years for such training, until now. These surgeons go back to Iraq to treat the general public who have been wounded in the war. This is an especially important program to us as witnessed by the number of surgeons participating. We intend to offer additional program venues in surrounding countries to intensify this training program. Support for this effort has until now been largely on a donation-of-time basis, with assistance by the Kuwaiti Ministry of Health.

3 – Disaster Relief Programs is a new initiative to offer reconstructive surgery to victims of natural disasters such as the Indian Ocean Tsunami, various earthquake zones around the world, and other similar crises as they arrive. Support of surgeons’ travel and housing during these periods is offset by the dues paid by our member countries and contribution income.

IPRAS Executive Committee

General Secretary  
Marita Eisenmann-Klein, Germany

Deputy General Secretary  
Jean-Philippe Nicolai, Netherlands

Executive Director  
Catherine Foss, United States of America

For a complete listing please see page 8.



45 Lyme Road – Suite 304  
Hanover, NH 03755  
USA  
Phone: +1 603 643 2325  
Fax: +1 603 643 1444  
Email: [ipras@sover.net](mailto:ipras@sover.net)  
Website: [www.ipras.org](http://www.ipras.org)

German Society of Plastic, Reconstructive and Aesthetic Surgeons (DGPRÄC)

The German Society of Plastic Reconstructive and Aesthetic Surgeons (DGPRÄC) is the professional representative body and scientific society for plastic and reconstructive surgeons in Germany. It was established in 1968 as the Association of German Plastic Surgeons (VDPC) and was renamed in 2005. The Society has approximately 680 full and 470 associated Members. The society closely cooperates with political parties and the German Medical Association in favour of consumer protection. This cooperation resulted in the official title: “Plastic and Aesthetic Surgeon”, saving the term “aesthetic” as a brand name, which can be used by plastic surgeons only as an official speciality title. It also resulted in a new law in 2006 with a ban on advertisement for aesthetic surgery.

The 14<sup>th</sup> Meeting of IPRAS is also the 38<sup>th</sup> Annual Meeting of the German Society of Plastic, Reconstructive and Aesthetic Surgeons.

Since 2005 the society is chaired by Dr. Marita Eisenmann-Klein who is also the general secretary of the IPRAS. The next elections will be in 2007.

Main Activities of the Society

Goals of the society are according to the guidelines of the International Confederation for Plastic, Reconstructive and Aesthetic Surgery. The society holds scientific meetings, runs training courses, awards scholarships and grants and publishes the Journal “Plastische Chirurgie”. One goal of the society is to preserve Public Health by promoting and developing Plastic Surgery.

A challenge of the society is to encourage all fields of plastic surgery in scientific and practical aspects. Therefore it cooperates and has a constant dialogue with other national societies of plastic and aesthetic surgeons. One further goal is to optimize the quality of the professional training as well as the post graduated training within the European guidelines and to advance education in all aspects of Plastic Surgery.

The society is a member of the International Confederation for Plastic, Reconstructive and Aesthetic Surgery. The German Society of Plastic Reconstructive and Aesthetic Surgeons represents the general and political interests of Plastic and Aesthetic Surgeons in the dialogue with politicians and the representatives and organisations of the German Medical Association.

Executive Committee Members

President  
Marita Eisenmann-Klein, Regensburg

Vice-Presidents  
Axel-Mario Feller, München  
Günter Germann, Ludwigshafen  
Norbert Pallua, Aachen  
Peter Vogt, Hannover

Secretary  
Eberhard Schaller, Tübingen

Treasurer  
Hermann Lampe, Frankfurt / Main



Langenbeck-Virchow-Haus  
Luisenstraße 58–59  
10117 Berlin  
Germany  
Phone: +49 30 28 004 450  
Fax: +49 30 28 004 459  
Email: [info@dgpraec.de](mailto:info@dgpraec.de)  
Website: [www.dgpraec.de](http://www.dgpraec.de)



Association of the German Aesthetic-Plastic Surgeons (VDÄPC)

The Association of the German Aesthetic-Plastic Surgeons (VDAEPC) is the subsidiary for aesthetic plastic surgery of the German Society of Plastic, Reconstructive and Aesthetic Surgeons (DGPRAC). It was founded in 1995 to promote the development of aesthetic surgery in Germany as a pivot part of plastic surgery. The Society has 133 members who predominantly practice aesthetic surgery and are full members of the DGPRAC. Since 2005 the society is chaired by Prof. Dr. Axel-Mario Feller, Munich. The secretary of the association, Dr. Johannes Bruck, is the chairman of the IPRAS 2007 congress organizing committee. The next elections will be in 2007.

The 14<sup>th</sup> Meeting of IPRAS is also the 12th Annual Meeting of the Association of the German Aesthetic-Plastic Surgeons.

Main activities of the society

The aims and goals of the association are according to the guidelines of the International Confederation for Plastic, Reconstructive and Aesthetic Surgery and the International Society of Aesthetic Plastic Surgery.

The main aim of the society is to promote Aesthetic surgery in scientific, academic and practical fashion. Part of this is to maintain contact to International Aesthetic surgery.

The challenge of the society is further to encourage Plastic Surgeons to develop their skills in aesthetic surgery in scientific and practical aspects. The annual “spring academy” and continuous courses for hand on training are some of these activities. The society keeps a constant dialogue with other national societies of Plastic and Aesthetic surgeons.

The society represents in cooperation with its mother organization the general and political interests of Aesthetic- Plastic Surgeons in the dialogue with politicians, media and the representatives and organisations of the German Chamber of Physicians.

Executive Committee Members

**President**  
Axel-Mario Feller, München

**Vice-President**  
Christian J. Gabka, München

**Secretary**  
Johannes C. Bruck, Berlin

**Treasurer**  
Goswin von Mallinckrodt, München



Langenbeck-Virchow-Haus  
Luisenstraße 58 – 59  
10117 Berlin  
Germany  
Phone: +49 30 28 004 430  
Fax: +49 30 28 004 439  
Email: [info@vdaepc.de](mailto:info@vdaepc.de)  
Website: [www.vdaepc.de](http://www.vdaepc.de)

Schedule at a Glance

Time	Monday June 25, 2007	Tuesday June 26, 2007	Wednesday June 27, 2007	Thursday June 28, 2007	Friday June 29, 2007	Saturday June 30, 2007
08:00 – 09:00			Master Classes	Master Classes	Master Classes	Master Classes
09:15 – 10:45		Scientific Program	Scientific Program	Scientific Program	Scientific Program	Incoming EXCO Meeting 09:00 – 12:00 Scientific Program
10:45 – 11:15		Coffee Break	Coffee Break	Coffee Break	Coffee Break	Coffee Break
11:15 – 12:45	General Meeting: DGPRAC 11:00 – 14:00	Opening Ceremony 11:00 – 13:00	Scientific Program	Scientific Program	Scientific Program	Scientific Program
12:45 – 14:15		Lunch	General Assembly 12:45 – 14:15	Lunch	Lunch	Adjournment 12:45 – 13:15
13:00 – 14:00		Company Training Courses		Company Training Courses	Company Training Courses	Lunch
14:15 – 15:45		Registration opens 14:00 – 19:00	Scientific Program	Scientific Program	Scientific Program	General Meeting: VDÄPC 14:30 – 16:00
15:45 – 16:15			Coffee Break	Coffee Break	Coffee Break	
16:15 – 17:45	National Delegates Meeting 16:00 – 19:00	Scientific Program	Scientific Program	Scientific Program	Scientific Program	
18:00 – 19:00			Master Classes	Master Classes	Master Classes	
Evening	19:30 EXCO & National Delegates Dinner	19:00 Welcome Ceremony & Welcome Party			19:30 Gala Party	

Please note that all of these dates and times are subject to change.

Program Overview

	Tuesday, June 26, 2007				
	Kuppelsaal	B 08—B 09	B 05—B 07	A 05—A 06	A 03—A 04
09:15—10:45	Body Contouring I: Abdomen and Buttock Keynote Speakers: Baroudi, Ricardo; Bodin, Ana (Page 23)	Hot Topic: The Famous Patient and Avoidance of Malpractice Keynote Speakers: Comette de Saint Cyr, Bernard; Gorney, Mark; Pitanguy, Ivo; Toth, Bryant (Page 24)	Hand Surgery: Soft Tissue Reconstruction Keynote Speaker: Lalonde, Don (Page 25)	Hair Transplantation Keynote Speakers: Nordström, Ralf; Uebel, Carlos Oscar (Page 26)	
10:45—11:15	Coffee Break	Coffee Break	Coffee Break	Coffee Break	
11:00—13:00	Opening Ceremony (Page 27)				
12:45—14:15	Lunch				
14:15—15:45	Body Contouring II: Arms, Thighs, Calfs Keynote Speakers: Hurwitz, Dennis J.; Le Louarn, Claude (Page 28)	The Difficult Patient and Precautions against the Medical Malpractice Plague: A Global Viewpoint Keynote Speakers: Goldwyn, Robert; Jewell, Mark; Mühlbauer, Wolfgang (Page 29)	Surgical Anatomy I Keynote Speakers: Millesi, Hanno; Würinger, Elisabeth (Page 30)	Craniofacial I Keynote Speaker: Habal, Mutoz (Page 31)	
15:45—16:15	Coffee Break				
16:15—17:45	Body Contouring After Massive Weight Loss (incl. Live Surgery per Video Transmission) Keynote Speakers: Aly, Al; Richter, Dirk (Page 32)	Current Concepts in the Treatment of Melanoma Keynote Speaker: Neves, Rogerio Izar (Page 33)	Reconstruction: Varia Keynote Speakers: Holle, Jürgen; Meuli, Claudio; Murphy, Brien (Page 34)	Cleft Surgery Keynote Speaker: Sommerlad, Brian (Page 35)	War Injuries Keynote Speakers: Gamble, Brian; Hamdan, Thamer; Mahdi, Abood (Page 36)

Please note that all of these dates and times are subject to change.

	Wednesday, June 27, 2007				
	Kuppelsaal	B 08—B 09	B 05—B 07	A 05—A 06	A 03—A 04
09:15—10:45	Breast Augmentation Keynote Speakers: Cunningham, Bruce; Graf, Ruth (Page 37)	Rhinoplasty I Keynote Speakers: Davies, Dai; Mühlbauer, Wolfgang (Page 38)	Reconstruction of Lower Extremities I Keynote Speaker: Erdmann, Detlev (Page 39)	Craniofacial II Keynote Speaker: Arnaud, Eric (Page 40)	
10:45—11:15	Coffee Break				
11:15—12:45	Breast Cancer Therapy: Plastic Surgery Keynote Speakers: Hammond, Dennis; Henriksen, Trine Foged (Page 41)	Rhinoplasty II Keynote Speakers: Aioch, Gilbert; Muti, Egle (Page 42)	Reconstruction of Lower Extremities II Keynote Speaker: Wei, Fu-Chan (Page 43)	Craniofacial III Keynote Speaker: Salyer, Ken (Page 44)	Surgical Anatomy II Keynote Speaker: Mendelson, Bryan (Page 45)
12:45—14:15	General Assembly Hinderer Lecture: Goldwyn, Robert; bidding for IPRAS 2011; among others	Lunch			
14:15—15:45	Complications of Breast Augmentation Keynote Speaker: Grisotti, Andrea (Page 46)	Hand Surgery Keynote Speaker: McGrouther, Duncan A. (Page 47)	Reconstruction of Lower Extremities III (Page 48)	Research in Wound Healing Keynote Speaker: Téot, Luc (Page 49)	Scar Treatment I Keynote Speaker: Zaidi, Mustafa (Page 50)
15:45—16:15	Coffee Break				
16:15—17:45	Breast Ptosis and Asymmetry Keynote Speaker: Muti, Egle (Page 51)		Tumor Surgery Keynote Speakers: Castro Ferreira, Marcus; Steinau, Hans-Ulrich (Page 52)	Reconstruction of Upper Extremities Keynote Speakers: Germann, Günter; Shen, Zun-Li (Page 53)	Research / Microsurgery Keynote Speaker: Amez, Zoran (Page 54)

Please note that all of these dates and times are subject to change.

	Thursday, June 28, 2007				
	Kuppelsaal	B 08—B 09	B 05—B 07	A 05—A 06	A 03—A 04
09:15—10:45	Breast Reduction I Keynote Speakers: García-Velasco, Manuel; Lassus, Claude (Page 55)	Fillers and Folds I Keynote Speakers: Coleman, Sydney; Pfülg, Michel (Page 56)	The Complicated Wound Keynote Speakers: Castro Ferreira, Marcus; Tukiainen, Erkki (Page 57)	Peripheral Nerve Reconstruction / Anatomical Research Keynote Speakers: Aszmann, Oskar C.; Millesi, Hanno (Page 58)	
10:45—11:15	Coffee Break				
11:15—12:45	Breast Reduction II Keynote Speakers: Berracal, Manuela; de Mley, Albert; Kerrigan, Carolyn (Page 59)	Fillers and Complications Keynote Speakers: Bergeret-Galley, Catherine; Lemperle, Gottfried; Pshenisnov, Kirill (Page 60)	Facial Reanimation Keynote Speakers: Frey, Manfred; Zuker, Ronald (Page 61)	Urogenital Surgery Keynote Speaker: Molea, Guido (Page 62)	
12:45—14:15	Lunch				
14:15—15:45	Secondary Rhinoplasty Keynote Speaker: Gubisch, Wolfgang (Page 63)	Aesthetic Head and Neck, Ancillary Procedures, Refinements Keynote Speaker: Trepsat, Frank (Page 64)	Craniofacial IV Keynote Speaker: Marchac, Daniel (Page 65)	Research / Tissue Engineering I Keynote Speakers: Cao, Yilin; Yoshimura, Kotaro (Page 66)	
15:45—16:15	Coffee Break				
16:15—17:45	Hand Injuries Keynote Speakers: de Salamanco, Javier Enriquez; Smith, Paul (Page 67)	Hot Topic: Suspension Techniques in Facial Rejuvenation Keynote Speakers: Wu, Woffles; Tonnard, Patrick (Page 68)	Reconstruction of the Nose / Head and Neck III Keynote Speaker: Mazzola, Riccardo (Page 69)	Research / Tissue Engineering II Keynote Speakers: Hemmrich, Karsten; Randolph, Mark A. (Page 70)	

Please note that all of these dates and times are subject to change.

	Friday, June 29, 2007				
	Kuppelsaal	B 08—B 09	B 05—B 07	A 05—A 06	A 03—A 04
09:15—10:45	Breast Reconstruction I Keynote Speakers: Berrino, Pietro; Petit, Jean Yves (Page 71)	Periorbital Surgery Keynote Speakers: Jelks, Glenn; Batti, Giovanni (Page 72)	Burns I Keynote Speaker: Piccolo, Nelson (Page 73)	Head and Neck Reconstruction I Keynote Speakers: Pribaz, Julian; Soutar, David (Page 74)	
10:45—11:15	Coffee Break				
11:15—12:45	Breast Reconstruction II Keynote Speakers: Harttrampf, Carl; Becker, Hilton; Rigotti, Gino (Page 75)	Aesthetic Facial Conturing Surgery Keynote Speakers: Chen, Yu-Ray; Terino, Edward; Yaremchuk, Michael (Page 76)	Burns II Keynote Speaker: Ramakrishnan, K. Mathangi (Page 77)	Head and Neck Reconstruction II Keynote Speaker: De Santis, Giorgio (Page 78)	
12:45—14:15	Lunch				
14:15—15:45	Breast Reconstruction III Keynote Speakers: Allen, Bob; Santanelli, Fabio (Page 79)	Chest and Abdominal Wall Reconstruction Keynote Speaker: Papp, Christoph (Page 80)	Burns III Keynote Speaker: Davenport, Peter (Page 81)	Therapy of Vascular Skin Lesions Keynote Speakers: Berlien, Peter; van der Horst, Chantal (Page 82)	
15:45—16:15	Coffee Break				
16:15—17:45	Breast Malformations Keynote Speakers: Hamdi, Moustapha; Biggs, Tom (Page 83)	Pressure Sores Keynote Speaker: Vasconez, Louis (Page 84)	Scar Treatment II Keynote Speaker: Ferguson, Mark; (Page 85)	Surgery of Skin Lesions Keynote Speakers: Berenguer, Beatriz; Liebau, Jutta (Page 86)	

Please note that all of these dates and times are subject to change.

Program Overview

Saturday, June 30, 2007				
	Kuppelsaal	B 08—B 09	B 05—B 07	A 05—A 06
09:15—10:45	The Future of Plastic Surgery Keynote Speakers: Eisenmann-Klein, Marita; Guy, Roxanne; Marchac, Daniel; Mendelson, Bryan; Noone, R. Barrett; Pshenitsnov, Kirill; Rohrich, Rod (Page 87)	Aesthetic Face Keynote Speaker: Marten, Tim; (Page 88)	Liposuction and Lipofilling, Complications Keynote Speakers: Guerrerasantos, José; Khouri, Roger (Page 89)	Gender Disorders Keynote Speakers: Adamian, Ruben T.; Monstrey, Stan (Page 90)
10:45—11:15	Coffee Break			
11:15—12:45	Allo-Transplants in Reconstructive Plastic Surgery Keynote Speakers: Hussl, Heibert; Piza-Katzer, Hildegunde; Siemionow, Maria; Testelin, Sylvie (Page 91)	Blepharoplasty Keynote Speakers: Eder, Helga; Flowers, Robert; Wolfensberger, Christoph (Page 92)	Innovations in Aesthetic Surgery Keynote Speakers: Adams, William P.; Ashby, Peter; Kinney, Brian (Page 93)	Ear Surgery Keynote Speakers: Firmin, Françoise; Nagata, Satoru (Page 94)
12:45—13:15	Adjournment			
13:15—14:00	Lunch			

Please note that all of these dates and times are subject to change.

You can offer a natural look

STATIC LINES  
& FACIAL CONTOURING

HYDRA FILL®  
SoftLine™

HYDRA FILL®  
SoftLine™  
MAX

With patient satisfaction at the heart of research and development, Allergan has the treatments, devices and professional support to help you offer your patients the natural look they want.

BREAST AUGMENTATION  
& RECONSTRUCTION

Mcghan  
INSPIRA™  
Style 410  
Style 510

Come and see us on Stand B6





This abbreviated summary of product characteristics (SPC) is intended for international use. Please note that it may differ from the licensed SPC in the country where you are practicing. Therefore, please always consult your country-specific SPC or package leaflet.

**TISSEEL / TISSUCOL Fibrin Sealant**

TISSEEL KIT, Two-Component Fibrin Sealant (freeze dried), and TISSEEL DUO, Two-Component Fibrin Sealant (deep frozen). **COMPOSITION:** TISSEEL KIT Fibrin Sealant consists of: • Human Fibrinogen (Clottable Protein) • Aprotinin Solution (bovine) • Factor XIII • Thrombin 4 IU (human), Thrombin 500 IU (human) • Calcium Chloride Solution • TISSEEL DUO Fibrin Sealant consists of: • Human Fibrinogen (Clottable Protein) • Aprotinin Solution (bovine) • Factor XIII • Thrombin 500 IU (human) • Calcium Chloride Solution **INDICATIONS:** Supportive treatment where standard surgical techniques are insufficient: for improvement of hemostasis, as a tissue glue to promote sealing or as suture support in surgeries including vascular procedures, gastrointestinal anastomoses, neurosurgery, and surgical procedures where contact with cerebro-spinal fluid or dura mater can occur (e.g., ENT-, ophthalmic, and spinal surgery) or as a tissue glue to promote adhesion of detached tissue (e.g., flaps, grafts, meshes). The efficacy of TISSEEL has been demonstrated also in fully heparinized patients. **CONTRAINDICATIONS:** TISSEEL alone is not indicated for the treatment of massive and brisk arterial or venous bleeding. TISSEEL must not be applied intravascularly. Hypersensitivity to the active substances or to any of the excipients.

**SPECIAL WARNINGS AND SPECIAL PRECAUTIONS FOR USE:** For episional use only. Soft tissue injection of TISSEEL carries the risk of an anaphylactoid reaction and / or local tissue damage. Life threatening anaphylactic reactions and / or thromboembolic complications may occur if the preparation is unintentionally applied intravascularly. Especially in coronary bypass surgery, TISSEEL should be applied with caution to minimize any risk of intravascular application. TISSEEL should only be applied as a thin layer. Excessive clot thickness may negatively interfere with the product's efficacy and the wound healing process. As with any protein product, allergic type hypersensitivity reactions are possible. Signs of hypersensitivity reactions include hives, generalized urticaria, tightness of the chest, wheezing, hypotension, and anaphylaxis. If these symptoms occur, the administration has to be discontinued immediately. TISSEEL contains bovine protein (aprotinin). Even in case of strict local application, there is a risk of anaphylactic reaction, linked to the presence of bovine aprotinin. The risk seems higher in case of previous exposure, even if it was well tolerated. Therefore any use of aprotinin or aprotinin containing products should be recorded in the patients' records. In case of shock, standard medical treatment for shock should be implemented. Thrombin, aprotinin and factor XIII are made from human plasma. Standard measures to prevent infections resulting from the use of medicinal products prepared from human blood or plasma include selection of donors, screening of individual donations and plasma pools for specific markers of infection and the inclusion of effective manufacturing steps for the inactivation / removal of viruses. Despite this, when medicinal products prepared from human blood or plasma are administered, the possibility of transmitting infective agents cannot be totally excluded. This also applies to unknown or emerging viruses or other pathogens. The measures taken are considered effective for enveloped viruses such as HIV, HBV, and HCV. The measures taken may be of limited value against small non-enveloped viruses such as parvovirus B19 and for the non-enveloped virus HAV. **UNDESIRABLE EFFECTS:** Hypersensitivity or allergic reactions (which may include angioedema, burning and stinging at the application site, bradycardia, bronchospasm, chills, dyspnea, flushing, generalized urticaria, headache, hives, hypotension, lethargy, nausea, pruritus, restlessness, tachycardia, tightness of the chest, tingling, vomiting, wheezing) may occur in rare cases in patients treated with fibrin sealants / hemostatics. In isolated cases, these reactions have progressed to severe anaphylaxis. Such reactions may especially be seen, if the preparation is applied repeatedly, or administered to patients known to be hypersensitive to aprotinin or any other constituents of the product. Even if a second treatment with TISSEEL was well tolerated, a subsequent administration of TISSEEL or systemic administration of aprotinin may result in severe anaphylactic reactions. In the event of hypersensitivity reactions, administration is to be discontinued and state-of-the-art emergency measures are to be taken. Soft tissue injection of TISSEEL carries the risk of an anaphylactoid reaction and / or local tissue damage. Reactions to antibodies against components of fibrin sealant / hemostatic products may occur rarely. Inadvertent intravascular injection could lead to thromboembolic event and DIC, and there is also a risk of anaphylactic reaction. The undesirable effects listed below reflect the type of undesirable effects that have been reported with TISSEEL. Their incidence rate is <1/10 000, i.e., very rare: Bradycardia, Tachycardia, Nausea, Hypersensitivity reactions; Anaphylactic reactions, Allergic reactions, Anaphylactic shock, Urticaria; Anaphylactoid reactions; Drop in blood pressure; Dyspnea; Pruritus; Flush, (severe) Hypotension, Thromboembolic complication. **For the Posology, incompatibilities and interactions, please refer to the full SPC.** Medicinal products are subject to medical subscription. April 2007



**TISSEEL/ TISSUCOL**  
*[Fibrin Sealant]*



# Sealing Tissue, Healing Patients.

IPRAS 2007, Berlin, GERMANY  
Tuesday, 26th of June, 13.00-14.00  
Room A03/04, Level A

Baxter sponsored company training course

## Tisseel Fibrin Sealant - Advancing Flap Surgery

Chair: Peter Hodgkinson, Newcastle (UK)

Clinical applications of slow setting fibrin sealant in  
extended latissimus dorsi flap procedures  
Sa-Ik Bang, Seoul (Korea)

Stabilisation of microsurgical vessel anastomoses using fibrin sealant in 207  
autologous free DIEP or TRAM flaps in breast reconstruction surgery  
Christoph Andree, Dusseldorf (Germany)

Experience with fibrin glue in 200 cases of rhytidectomy  
Davis B. Nguyen and Frank M. Kamer, Beverly Hills (USA)

For detailed information please contact your local representative:

**www.baxterbiosurgery.com**

In some countries TISSEEL Fibrin Sealant is licensed under the trademark TISSUCOL Fibrin Sealant. BAXTER, TISSEEL, TISSUCOL and ADVANCING SURGERY, ENHANCING LIFE are trademarks of Baxter International Inc., its subsidiaries or affiliates.

**Baxter Healthcare S.A.**  
Hertistrasse 2  
CH-8304 Wallisellen

BS-BS-108 May 2007

Tuesday, June 26, 2007  
09:15 – 10:45  
C01 Kuppelsaal

## Body Contouring I: Abdomen and Buttock

### Keynote Speakers

Ricardo Baroudi, Brazil

Ana Badin, Brazil

### Chairmen

Alejandro Duarte y Sanchez, Mexico

Liacyr Ribeiro, Brazil

Al Aly, United States of America

### Secretary

Dirk F. Richter, Germany

TU 1/1 **Lipoabdominoplasty: The Importance of the Anatomical Structures Preservation in the Complication Rate Reduction**  
Wilson Matos, Ricardo Ribeiro; Brazil

TU 1/2 **Optimized Bodycontouring by Combining Liposuction and Abdominoplasty**  
Ernst Magnus Noah, Dominik von Lucowics, Constance Hafner, Murat Dagdelen, Kay-Hendrik Herter; Germany

TU 1/3 **Efficacy of Progressive Tension Sutures to Reduce Seroma Formation. A Retrospective Study of 146 Consecutive Matarasso Type IV Abdominplasties**  
Umar D. Khan; United Kingdom

TU 1/4 **Comparing the Ultrasonically-Activated Scalpel (Harmonic™) versus High-Frequency Electrocautery on Postoperative Seros Drainage in Massive-Weight-Loss Surgery**  
Alexander Stoff, Matthias Reichenberger, Dirk F. Richter; Germany

TU 1/5 **Panniculectomy in the Massive Obese Patient**  
Matthias Reichenberger, Alexander Stoff, Dirk F. Richter, Fernando Velasco; Germany

TU 1/6 **Review of 480 Cases of Abdominoplasty Versus Abdominoplasty and Simultaneous Obesity Treatment Surgery, between 2001-2006**  
Panagiotis Mantalos, Martha Karaoli, Stratos Gabriel, Petros Palmos, Angel Enchef, Evangelos Gianopoulos, Sotirios Gabriel; Greece

TU 1/7 **Abdominal Dermatolipectomy after Massive Weight Loss in Male Patients**  
Andreas Gohritz, Pardis Assassi, Matthias Aust, Peter M. Vogt; Germany

TU 1/8 **A New Method for Gluteal Lift**  
Panagiotis Mantalos, Martha Karaoli, Stratos Gabriel, Petros Palmos, Angel Enchef; Greece

TU 1/9 **Lipoabdominoplasty with Selective Undermining**  
Osvaldo Saldanha; Brazil



Tuesday, June 26, 2007  
09:15 – 10:45  
B 08 – B 09

Hot Topic: The Famous Patient and  
Avoidance of Malpractice

Keynote Speakers  
Bernard Cornette de Saint Cyr, France  
Mark Gorney, United States of America  
Ivo Pitanguy, Brazil  
Bryant Toth, United States of America

Chairmen  
Giorgio Bronz, Switzerland  
Javier De Benito, Spain

Secretary  
Goswin von Mallinckrodt, Germany

**Bernard Cornette de Saint Cyr**  
The Famous Patients. How to manage.

**Mark Gorney**  
Recognizing and Avoiding the Patient unsuitable for elective Aesthetic Surgery;  
a world-wide problem.

**Ivo Pitanguy**

**Bryant Toth**  
THE FAMOUS PATIENT Pearls, Pitfalls and Lessons learned.

Tuesday, June 26, 2007  
09:15 – 10:45  
B 05 – B 07

Hand Surgery:  
Soft Tissue Reconstruction

Keynote Speaker & Chair  
Don Lalonde, Canada

Chairmen  
Hector Lanza, Argentina  
Wolfgang Stock, Germany

Secretary  
Hans-Günther Machens, Germany

TU 2/1     **Dorsal Homodigital Adipofacial Flaps For Volar Defects  
In The Fingers**  
Jörg Dabernig, John Shaw-Dunn, Rory Rickard, Stuart Watson;  
United Kingdom

TU 2/2     **The Dorsal Metacarpal Arteries:  
An Anatomical Study and Potential Clinical Applications**  
Nicolas Dauphin, Vincent Casoli; Luxembourg

TU 2/3     **Flaps from the Interossea Artery System for Defect Coverage  
at the Hand**  
Mikhael Jannsen, Stefaan Nijs, Eric van den Kerckhoven,  
Robert Hierner; Belgium

TU 2/4     **Fingertip Reconstruction Using Direct-Flow Homodigital  
Neurovascular Island Flaps**  
Huseyin Borman, Murat Deniz, Nilgun Markal; Turkey

TU 2/5     **Prepucial Flap as an Adjunct to Groin Flap in Forearm  
and Hand Injuries**  
Vinay Tiwari; India

TU 2/6     **Unsuccessful Replantations –  
We Have Lost the Battle but we can Still Win the War**  
Ioan Lascar, D. Zamfirescu, O. Vermesan, S. Popescu, M. Ciupan,  
D. Totir; Romania

TU 2/7     **The Neurovascular Flaps in Skin Reconstruction of the Hands**  
Ljubomir Panajotovic, Boban Djordjevic, Jefta Kozarski;  
Serbia and Montenegro

TU 2/8     **Architectural Scrutiny of Dorsal Cutaneous Flap Design  
in the Hand and Digits**  
Christopher Abela, Anna De Leo, Effie Katsarma; United Kingdom

Tuesday, June 26, 2007  
09:15 – 10:45  
A 05 – A 06

Hair Transplantation

Keynote Speakers & Chairmen  
Rolf Nordström, Finland  
Carlos Oscar Uebel, Brazil

Chairman  
Alfonso Barrera, United States of America

Secretary  
Sibylle Eberle, Germany

- TU 3/1 The Hair Line, Eye Brows, and Eye Lashes in the Natural Look  
*Marketa Duskova*, Peter Heyduk; Czech Republic
- TU 3/2 A Dense-Packing Sliced-Hair-Grafting Technique for Restoration of Scalp Alopecia  
*Jincai Fan*, Jiping Wang; China
- TU 3/3 Epidemiological Study of Hair Transplantation in Spain  
*Eduardo Serna*; Spain
- TU 3/4 Single-Hair Grafting with Needle Technique for Aesthetic Eyebrow Reconstruction  
*Jiping Wang*, Jincai Fan; China
- TU 3/5 The Role of Platelet Plasma Growth Factors in Male Pattern Baldness Surgery  
*Carlos Oscar Uebel*; Brazil

Tuesday, June 26, 2007  
11:00 – 13:00  
C 01 Kuppelsaal

Opening Ceremony

Rolf-Rüdiger Olbrisch  
Congress President

Marita Eisenmann-Klein  
General Secretary of the IPRAS

The President of the German Society of Plastic, Reconstructive and Aesthetic Surgeons (DGPRÄC)

Axel Mario Feller  
President of the German Association of Aesthetic Plastic Surgeons (VDÄPC)

- Walter Momper  
President of the Berlin House of Representatives
- Joachim W. Dudenhausen  
Former Dean of the Medical Faculty of the Humboldt University
- Riccardo Mazzola  
Berlin’s Legacy to modern Plastic Surgery
- The New Jacques Joseph Bust created by Christian Bahr  
Unveiling and Presenting



Carlos Uebel

The “Höhler-Needle” is awarded by the German Association of Aesthetic Plastic Surgeons (VDÄPC) to honour those who have accomplished extraordinary work in the field of Aesthetic Plastic Surgery.

In 2007 the “Höhler-Needle” is awarded to Carlos Uebel, Brazil.  
Laudatio: Rolf-Rüdiger Olbrisch, Congress President



Neven Olivari

The “Dieffenbach-Medal” is awarded by the German Society of Plastic, Reconstructive and Reconstructive Surgeons (DGPRÄC) to honour those who have rendered outstanding accomplishments in the field of Plastic Surgery.

In 2007 the “Dieffenbach-Medal” is awarded to Neven Olivari, Germany.  
Laudatio: Axel-Mario Feller, President of the VDÄPC



Tuesday, June 26, 2007  
14:15 – 15:45  
C 01 Kuppelsaal

Body Contouring II:  
Arms, Thighs, Calfs

Keynote Speakers & Chairmen  
Dennis J. Hurwitz, United States of America  
Claude Le Louarn, France

Chairman  
Antonio Fuente Del Campo, Mexico

Secretary  
Joachim Graf von Finckenstein, Germany

Tuesday, June 26, 2007  
14:15 – 15:45  
B 08 – B 09

The Difficult Patient and Precautions  
against the Medical Malpractice  
Plague: A Global Viewpoint

Keynote Speakers  
Robert Goldwyn, United States of America  
Mark Jewell, United States of America

Keynote Speaker & Chair  
Wolfgang Mühlbauer, Germany

Chairmen  
Michel Costagliola, France  
Daniel Knutti, Switzerland

Secretary:  
Lars-Uwe Lahoda, Germany

- TU 4/1

**The Formula of Female Bodily Beauty – An Experiment on Measuring the Physical in Physical Attractiveness**  
Martin Gründl, Lukas Prantl, Marita Eisenmann-Klein, University of Regensburg; Germany
- TU 4/2

**Arm Lipolifting: Axillary Scar with SMAS Braquial Treatment**  
Patricia Erazo, Ana Carolina de Carvalho, Paulo Cezar Vianna, Madeleine Ramos; Brazil
- TU 4/3

**Brachioplasty in Combination with Liposuction**  
Evrin E Uckunkaya, Claudia Attrasch, Matthias Reichenberger, Alexander Stoff, Dirk F. Richter; Germany
- TU 4/4

**Surgical Techniques to Recuperate and Rejuvenate the Natural Shape of the Arms**  
Manuel-Enrique Chacón-Bolaños; Costa Rica
- TU 4/5

**Chest Lifting**  
G. J. von Finckenstein, H. Wolf, S. B. Morath; Germany
- TU 4/6

**The Medial Thigh Lift: Anatomical Study and Results of Fascial Anchoring**  
Daniele Nardella, Olivier Heymans, Jean Fissette; Belgium
- TU 4/7

**Medial Thigh Lift in Combination with Liposuction**  
Claudia Attrasch, Evrin Uckunkaya, Alexander Stoff, Matthias Reichenberger, Dirk F. Richter; Germany

- TU 4/8

**Gastrocnemius Resection for Calf Reduction by Using a Popliteal Mini-Incisional Approach**  
Jincai Fan; China
- TU 4/9

**A Meta-Analysis on Outcome in Patients Undergoing Body Contouring after Massive Weight Loss**  
Oliver Scheufler, Ulrich M. Rieger, Detlev Erdmann, Martin Haug, Dirk J. Schaefer, Gerhard Pierer; Switzerland

- F0 2/1

**The Prevalence of Body Dysmorphic Disorder (BDD)**  
Simone Preiß, Ada Borkenhagen, Wolfgang Schneider; Germany
- F0 2/2

**Scoring Beauty - Green Means Go, Yellow Is No**  
Michael Greulich; Germany
- F0 2/3

**Analysis of Referrals for Psychological Assessment Prior to Aesthetic Surgery**  
Sujatha Tadiparthi, P McArthur; United Kingdom
- F0 2/4

**Plastic Surgery in the Population Aged over 65 Years – The Most Important Age Group of the Future?**  
Andreas Gohritz, Matthias Aust, Pejman Boorboor, Andreas Steiert, Marcus Spies, Peter M. Vogt; Germany
- F0 2/5

**Skin Scar Severity is Related to Psychosocial Disturbance**  
Benjamin Brown, Timothy Moss, Duncan A. McGrouther, Ardeshir Bayat; United Kingdom

Tuesday, June 26, 2007  
14:15 – 15:45  
B 05 – B 07

Surgical Anatomy I

Keynote Speakers & Chairpersons  
Hanno Millesi, Austria  
Elisabeth Würinger, Austria

Chairman  
Alastair Lamont, South Africa

Secretary  
Rüdiger Baumeister, Germany

Tuesday, June 26, 2007  
14:15 – 15:45  
A 05 – A 06

Craniofacial I

Keynote Speaker & Chairman  
Mutaz Habal, United States of America

Chairman  
Steven Wall, United Kingdom

Secretary  
Wolfgang Schneider, Germany

- TU 5/1

Free Serratus Fascia Flap -  
Anatomic Study & Clinical Application

Lars-Hinrich Evers, Dhaval Bhavsar, Mayer Tenenhaus, Rick Bodor,  
Marek Dobke, Gottfried Lempeler; United States of America
- TU 5/2

Pedicled Radial Artery Removal Does not Compromise Palmar  
Microcirculation – Implications for Reconstructive Free Radial  
Artery Forearm Flap Transfer

Sandra Tomaszek, Karsten Knobloch, Kay H. Busch,  
Marcus Spies, Peter M. Vogt; Germany
- TU 5/3

Superior Epigastric Artery Perforator Axis Propeller Flap

Kazuyuki Masumoto, Tetsuji Uemura; Japan
- TU 5/4

The Branching Pattern of the DIEA for Perforator Flaps:  
The Importance of Preoperative CT Angiography

Warren Rozen, Timothy Phillips, Mark Ashton, Damien Stella,  
G. Ian Taylor; Australia
- TU 5/5

The Perforator Pedicled Propeller (PPP) Flap Method

Rei Ogawa, H. Hyakusoku, K. Oki, M. Murakami, N. Ishii; Japan
- TU 5/6

Three-Dimensional Anatomical Vascular Distribution  
in Pectoralis Major Myocutaneous Flap

Hideaki Rikimaru, Kensuke Kiyokawa; Japan
- TU 5/7

The Anatomical Base of the Fascio-Cutaneous  
Infragluteal Flap (FCI)

Christian Windhofer, Erich Brenner, Wolfgang Michlits,  
Christoph Papp; Austria

- TU 5/8

The Circumflex Scapular Artery Perforator Flap.  
An Anatomical, Radiological, and Clinical Investigation

Jörg Dabernig, Keh Ong, Kristian Sørensen, Alex Hamilton,  
John Shaw-Dunn, Stuart Watson, Andrew Hart; United Kingdom

- TU 6/1

Functional and Anatomical Nasal Ala Reconstruction  
in Secondary Rhinoplasties

Jorge Orlando Guerrissi, Jorge Antonio Guerrissi; Argentina
- TU 6/2

Closure of Posttraumatic Cerebrospinal Fluid Leakage  
of the Frontobasis with Free Radial Forearm Fascia Flaps

Lore Budiharto, Rudolf Vertriest, Bart Depreitere, Johan van Loon,  
Frank van Calenbergh, Robert Hierner; Belgium
- TU 6/3

Post-Traumatic Post-Surgical Orbital Deformities (PTPSOD):  
A 30 Years Experience

Silvio Podda, S. Anthony Wolfe; United States of America
- TU 6/6

Craniofacial Osseointegration - Myths and Misperceptions

Gordon Wilkes, John Wolfaardt, Craniofacial; Canada
- TU 6/7

Orbital Hypertelorism:  
The Intra Cranial Hemiorbital Transposition for its Correction

Alaa Gheita; Egypt
- TU 6/8

Laser Assisted Craniomaxillofacial Suregry & Laser Assisted  
Aesthetic Endoscopic Facial Bone Contouring Surgery

Jin Wang Kim, Joung Ok Lee; Republic of Korea
- TU 6/9

Necrotizing Fasciitis of the Head and Neck  
in a Seven Month Old

Ruchika Rajan, Nick Reynolds, Thomas Chapman,  
Antonio Orlando; United Kingdom



Tuesday, June 26, 2007  
16:15 – 17:45  
C 01 Kuppelsaal

Body Contouring After Massive Weight Loss

Moderator  
Al Aly, United States of America

Chairmen  
Pavel Brychta, Czech Republic  
O. Onur Erol, Turkey  
Joseph Hunstad, United States of America

Secretary  
Hermann Lampe, Germany

Video Transmission of Live Surgery of a Lower Lockwood Procedure from Martin-Luther-Krankenhaus, Berlin (Dirk Richter, Germany)

Tuesday, June 26, 2007  
16:15 – 17:45  
B 08 – B 09

Current Concepts in the Treatment of Melanoma

Keynote Speaker  
Rogerio Izar Neves, Brazil

Chairpersons  
Hildegunde Piza-Katzer, Austria  
Hubertus Tilkorn, Germany

Secretary  
Jutta Liebau, Germany

- TU 7/1

How to Make Art in Body Contouring  
Manuela R. Berrocal; Colombia
- TU 7/2

Tumescent Local Anaesthesia in Large Aesthetic Procedures of Trunk  
Mostafa Ghahremani, Hadrian Schepler, Afshin Rahmadian-Schwarz; Germany
- TU 7/3

Combined Operations in Body Contour Surgery  
Ghenadie Contu, Sorin Pasa, Igor Mahovici, Silviu Domete; Republic of Moldova
- TU 7/4

Safety Recommendations for Abdominoplasty: Simple or Combined with Other Procedures  
Manuel Garcia-Velasco; Mexico
- TU 7/5

Multi-Stage Approach for the Treatment of the Morbidly Obese Patient  
Armando Pomerane, Vicente Bertone, Elisabet Cristaldo; Argentina
- TU 7/6

Body Contouring after Massive Weight Loss  
Abel Chajchir; Argentina
- TU 7/7

Total Body Lift Refinements  
Miodrag Colic; Serbia and Montenegro
- TU 7/8

Body-Lifts - Problems and Solutions  
Dirk Richter, Alexander Stoff, Matthias Reichenberger, Fernando Velasco, Ulrich Fabian, Tobias Koeppe; Germany

- TU 7/9

Massive Localized Lymphedema (MLL) in Bariatric Candidates  
Thomas Benson, Miguel L. A. Modolin, Wilson Cintra Jr., André O. Paggiaro, Joel Faintuch, Rolf Gemperli, Marcus C. Ferreira; Brazil

- TU 8/1

Biopsy of Malignant Melanoma: Are we Following the Guidelines?  
Sujatha Tadiparthi, S. Panchani, A. Iqbal; United Kingdom
- TU 8/2

Routine use of PET Scanning in Metastatic Melanoma  
Jennifer Drej e, J rgen Lock-Andersen, Annika Loft Jakobsen; Denmark
- TU 8/3

Expression of HLA-G in Thin Malignant Melanomas as a Potential Determinant of Metastatic Potential  
Michael Bezuhly, David Conrad, Andrew Howlett, Tim Olynych, Patricia Colp, Geoffrey Rowden, Noreen Walsh, Steven Morris, Richard Langley; Canada
- TU 8/4

Sentinel Node Biopsy in Melanoma on an Outpatient Basis  
Theodora Petrakopoulou, Palmos P., Sofianou I., Stavropoulou V., Vlachos S., Kouppas A., Yiacoumettis A.; Greece
- TU 8/5

Sentinel Lymph Node Biopsy in Melanoma - Are We Really Providing a Benefit to our Patients?  
Merlin Guggenheim, Florian Jung, Walter K nzi, Pietro Giovanoli; Switzerland
- TU 8/6

Melanoma of Unknown Primary Site - Outcome of the Primary Physical Examinations  
Tina Tos, Helle Klyver, K. T. Drzewiecki; Denmark
- TU 8/7

Resection and Flap Reconstruction of Cutaneous Malignant Melanoma in the Heel Region  
Zun-Li Shen, Wan-Xin Jia, Ming-Zhong Hou, Xie-Qing Huang; China

- TU 8/8

Malignant Melanoma of the Ear - Review of All Cases in Scotland 1996-2005  
Tilman Stasch, Zeeshan Sheikh, Ken Stewart; United Kingdom

Tuesday, June 26, 2007  
16:15 – 17:45  
B 05 – B 07

Reconstruction: Varia

Chairpersons  
Jürgen Holle, Austria  
Claudia Meuli, Switzerland  
Brien Murphy, United States of America

Secretary  
Alexander Schönborn, Germany

Tuesday, June 26, 2007  
16:15 – 17:45  
A 05 – A 06

Cleft Surgery

Keynote Speaker  
Brian Sommerlad, United Kingdom

Chairmen  
Dino Barisoni, Italy  
Michael Sadove, United States of America  
Henry Vasconez, United States of America

Secretary  
Jan-Thorsten Schantz, Germany

TU 9/1	<b>Complete Reduction of Leg Lymphedema Using Power Assisted Liposuction: A New Indication and Preliminary Results</b> <u>Håkan Brorson</u> , Magnus Åberg, Henry Svensson; Sweden	TU 9/9	<b>Free Tissue Transfer in the Elderly</b> <u>Dietmar Ulrich</u> , Paul Fuchs, Norbert Pallua; Germany
TU 9/2	<b>Resection Procedures of Chronic Genital Lymphoedema Combined with Physical Therapy - An Integrated Therapy Concept</b> <u>Gunther Felmerer</u> , Ethelka Foeldi, Bioern Stark, Competence Network for Lymphology Hinterzarten-Freiburg; Germany	TU 9/10	<b>Intra Operative Hypothermia in Reconstructive and Aesthetic Surgery – Risk and Prevention</b> <u>Kay-Henryk Herter</u> , Ernst Magnus Noah; Germany
TU 9/3	<b>Surgical Treatment of the Lymphedema of the Penis and Scrotum</b> <u>Jefta Kozarski</u> , Ljubomir Panajotovic, Goran Stankovic; Serbia and Montenegro	TU 9/11	<b>Long Term Study into Early Surgical Exploration of the “Free Flap in Difficulty”</b> <u>Robert Winterton</u> , Richard Pinder, Andrew Morritt, Simon Kay, Simon Knight, Andrew Batchelor, Mark Liddington; United Kingdom
TU 9/4	<b>Combined Continuous-Interrupted Microvascular Anastomosis Technique: Experimental Study and Clinical Application</b> <u>Efstathios Lykoudis</u> , G. A. Spyropoulou, A. Papalois, G. Papanikolaou, G. Liadakis, E. Papaliodi; Greece	TU 9/12	<b>Monitoring of Free Flaps and Replantations</b> <u>Bert Reichert</u> , Maximilian Meier, Peter Durnig; Germany
TU 9/5	<b>Curriculum Guidelines in Endoscopic Plastic Surgery Training Programs</b> <u>Mohamed El-Shazly</u> ; Egypt	TU 9/13	<b>Outcomes Analysis of Hepatic Artery Microvascular Anastomosis in Live Donor Liver Transplants in a Pediatric Population</b> <u>Andre Panossian</u> , Ivan Diamond, Ron Zuker, Annie Fecteau, David Grant; Canada
TU 9/6	<b>Custom Made Tissue Expanders in Reconstructive Surgery</b> <u>Eva J Majdak-Paredes</u> , Maziar Shafighi, Fazel Fatah; United Kingdom	TU 9/14	<b>Plastic Surgery in Romania – Our Experience over 17 Years on 15000 Cases</b> <u>Dan Mircea Enescu</u> , Mihaela Enescu, Ioana Nedelcu, Raluca Alexandru, Dan Ionita, Georgiana Constantinescu; Romania
TU 9/7	<b>Deranged Hemodynamics in a Free Skin Flap Transferred to the Lower Extremity as the Co-factor Causing Flap Failure</b> <u>Hiroyuki Sakurai</u> , Motohiro Nozaki, Yuji Kikuchi, Taro Kono; Japan	TU 9/15	<b>Technical Aspects of the Anterolateral Thigh (ALT) Flap for Coverage of Large Defects in the Elderly Patient</b> <u>Gustavo Sturtz</u> , Ulf Dornseifer, Eugen Hoeft, Daniel Lonic, Milomir Ninkovic; Germany
TU 9/8	<b>Final Closure of Wounds - Dynamically</b> <u>Michael Bell</u> ; Canada	TU 9/16	<b>The “Pull Out” Tie-Over Dressing</b> <u>Ertan Erel</u> , Manish Sinha, Jeffrey Nancarrow; United Kingdom

TU 10/1	<b>Intra-Operative Bone Tissue Engineering in Primary Bone Grafting of Cleft Lip and Alveolus</b> <u>Hidemi Akai</u> , Yuko Tani, Fumio Ohkubo, Ryosuke Aoyama; Japan	TU 10/8	<b>Timing Of Cleft Lip Reconstruction – Still Controversional Question</b> <u>Jitka Vokurkova</u> , T Kubek; Czech Republic
TU 10/2	<b>Fat Injections for a Secondary Cleft Lip-Nose Deformity</b> <u>Kook Hyun Kim</u> , Eun Soo Park, Ho Sung Shin, Sung Gyun Jung, Yong Bae Kim; Republic of Korea	TU 10/9	<b>The “Limited Open” Approach to Primary Rhinoplasty in Bilateral Cleft Lip Patients</b> <u>Rajeev Ahuja</u> ; India
TU 10/3	<b>Experience of Bilateral Cleft Lip, Alveolous and Palate Treatment with PNAM (Presurgical Nasoalveolar Molding)</b> <u>Yasuyoshi Tosa</u> , Yoshiaki Hosaka, Yuki Sato, Kaneshige Satoh, Koichi Kadamatsu; Japan		
TU 10/4	<b>Review of 20 Years of Neonatal Cleft Lip Repair - An Experience to be Continued?</b> <u>Edouard Coeugniet</u> , Philippe Pellerin, Veronique Martinot-Duquennoy, Salima Mahamed; France		
TU 10/5	<b>Pre- and Postoperative Assessment of Unilateral Cleft Lip Nose Deformity, with a Modified Reverse U Method</b> <u>Keisuke Imai</u> , Akira Yamada, Takuya Fujimoto, Kuniyuki Morimoto, Hiroshi Matsumoto, Heishiro Fujikawa; Japan		
TU 10/6	<b>Management of Asymmetric Bilateral Cleft Lip with Microform Cleft on One Side</b> <u>Yohko Yoshimura</u> , Takayuki Okumoto, Yasuo Sakai, Kei Yoneda, Yoshikazu Inoue; Japan		
TU 10/7	<b>Final Touches in Clefts</b> <u>Marketa Duskova</u> ; Czech Republic		

Tuesday, June 26, 2007  
16:15 – 17:45  
A 03 – A 04

War Injuries

Keynote Speakers  
Brian Gamble, United States of America  
Thamer Hamdan, Iraq  
Abood Mahdi, Iraq

Chairmen  
Ahmad Al Fadhli, Kuwait  
Bishara S. Atiyeh, Lebanon

Secretary  
Alexander Bach, Germany

Wednesday, 27 June, 2007  
09:15 – 10:45  
C 01 Kuppelsaal

Breast Augmentation

Keynote Speakers  
Bruce Cunningham, United States of America  
Ruth Graf, Brazil

Chairpersons  
Nathalie Bricout, France  
Miodrag Colic, Serbia and Montenegro  
Susumu Takayanagi, Japan

Secretary  
Christian J. Gabka, Germany

Brian Gamble  
Damage Control: Delayed Implications

Thamer Hamdan  
26 Years Experience with Missile Injuries of the Limbs

Abood Mahdi  
War Injuries / Personal Experience

WE 1/1 Long-Term Cosmetic Outcome after Breast Implantation  
Lisbet R. Hölmich, Vibeke B Breiting, Jon P. Fryzek, Bodil Brandt, Mette S. Wolthers, Kim Kjøller, Joseph K. McLaughlin, Søren Friis; Denmark

WE 1/2 Standardised Method for Evaluation of Cosmetic Results after Breast Surgery – Utopia or Realistic Goal?  
Anadi Begic, Elvedin Fazlagic, Ivar Guldvog; Norway

WE 1/3 Periareolar Incision for Augmentation Mammoplasty in Patients with Small Areola  
Manuel Garcia-Velasco; Mexico

WE 1/4 Subfascial Breast Augmentation with Round High Cohesive Texture Silicone Implants. A Review of 375 Cases  
Evangelos Keramidas; United Kingdom

WE 1/5 Muscle Splitting Breast Augmentation: A New Technique in a Different Plane  
Umar Daraz Khan; United Kingdom

WE 1/6 Lowering of the Submammary Fold  
Marketa Duskova; Czech Republic

WE 1/7 Endoscopic Breast Augmentation: Evaluation of Different Surgical Routes  
Mohammed Zaki, Ahmed Sobhi; Egypt

WE 1/8 A New Controlled Projection Silicone Gel Implant (Spectra)  
Hilton Becker; United States of America

WE 1/9 Safe and Effective Breast Augmentation with Brava® Assisted Improved Lipotransfer Techniques  
Roger Khouri, Eva Gombos, Robyn Birdwell, Thomas Baker; United States of America

Wednesday, June 27, 2007  
09:15 – 10:45  
B 08 – B 09

Rhinoplasty I

Keynote Speakers & Chairmen  
Dai Davies, United Kingdom  
Wolfgang Mühlbauer, Germany

Chairman  
Keizo Fukuta, Japan

Secretary  
Frank-Werner Peter, Germany

Wednesday, June 27, 2007  
09:15 – 10:45  
B 05 – B 07

Reconstruction of Lower Extremities I

Keynote Speaker  
Detlev Erdmann, United States of America

Chairmen  
Abood Mahdi, Iraq  
Andreas Yiacooumettis, Greece

Secretary  
Christoph Heitmann, Germany

- WE 2/1

Rhinoplasty: A Hands-on Training Module  
Ghassan Zabaneh, Gordon Wilkes, Robert Lederer,  
Andrew Grosvenor; Canada
- WE 2/2

Rhinoplasty: Rhinoplasty Minimal Incision Close Rhinoplasty  
Mostafa Zaidi; Libyan Arab Jamahiriya
- WE 2/3

Aesthetic Surgery of the Wide Nose. Our Approaches  
Marlen Sulamanidze, Arnold Adamian, George Sulamanidze;  
Russian Federation
- WE 2/4

New Tricks in Nasal Tip Surgery  
Gennadiy Patlazhan; Ukraine
- WE 2/5

Simultaneous Correction of Flat Nose Combined with Short  
Nose Deformity Using Boomerang-Shaped Septal Extension  
Graft in Asian Nose  
Donghyeok Shin, Seongil Ha, Jinjoong Kim; Republic of Korea
- WE 2/6

Aesthetic Rhinoplasty in Caribbean Nose  
with a Closed Approach  
Gilbert Zakine; France
- WE 2/7

Osteotomies in Rhinoplasty – Well Known and New Aspects  
Eckart Buttler, Wolfgang Gubisch; Germany
- WE 2/8

What is the Effect of the Sliding Technique to the  
Overprojected Nasal Tip. Retrospective Analysis  
and Quantification of 80 Patients  
Christian Kreutzer, Wolfgang Gubisch; Germany

- WE 2/9

Functional Rhinoplasty without Touching the Nasal Mucosa  
Nelson Heller; Brazil

- WE 3/1

Analyze of a Serie of Fat Tissue Transfer  
in the Lower Limbs Atrophies  
Michael Veber, E. Martin, A. Chichery, N. Ghetu, F. Braye,  
A. Mojallal; France
- WE 3/2

Coverage of Large Groin Defects –  
Decision-Making and Results  
Wouter Peeters, Robert Hierner; Belgium
- WE 3/3

Distal Soleus Adiposal Pull-through Flap for  
Reconstruction of Defects Overlaying the Achilles Tendon:  
Anatomy and Clinical Experience  
Sabine Gruber, Wolfgang Michlits, Christoph Papp; Austria
- WE 3/4

Fatigue or Traumatic Fractures of Vascularized Bone Grafts?  
Marek Molski; Poland
- WE 3/5

Free Anterolateral Thigh Perforator Flap with Vascularised  
Fascia Lata: A Versatile Flap for Major Tendon Reconstruction  
and Overlying Soft Tissue Defects  
Ali Riza Ercocen, Taro Kono, Mutlu Saydam, Sarper Yilmaz; Turkey
- WE 3/6

Functional Reconstruction of Complex Bone Defects  
using Composite Free Flaps  
Wolfgang Michlits, Christian Windhofer, Sabine Gruber,  
Karl Karlbauer, Christoph Papp; Austria
- WE 3/8

Microsurgical Reconstruction of the Heel Region  
due to Lawn Mower Accidents in Young Children  
Stina Klasson, Patrik Velander, Karl Malm; Sweden

- WE 3/9

Refinements in Lower Limb Reconstruction  
Using Propeller Perforator Flaps  
Philip Lim, Charles Stacey, T. C. Teo; United Kingdom
- WE 3/10

The Distally Based Medial Hemisoleus Flap –  
A Local Reconstructive Option for Defects  
and Osteomyelitis on the Distal Leg  
Christian Laback, Horst Koch, Erwin Scharnagl; Austria
- WE 3/11

The Free Sensate Instep Flap for Resurfacing  
of the Weight Bearing Plantar Forefoot:  
When and How to Use it  
Paolo Erba, Oliver Scheufler, Dirk Johannes Schaefer,  
Martin Haug, Victor Valderrabano, Gerhard Pierer; Switzerland
- WE 3/12

The Use of Massive Bone Allograft with Intramedullary  
Free Fibular Flap for Limb Salvage  
Christoph Heitmann, Michael Pelzer, Volkmar Heppert,  
Günter Germann; Germany



Wednesday, June 27, 2007  
09:15 – 10:45  
A 05 – A 06

Craniofacial II

Keynote Speaker  
Eric Arnould, France

Chairmen  
Ed Hartman, Netherlands  
Ken Salyer, United States of America  
Morris Warwick, South Africa

Secretary  
Hisham Fansa, Germany

Wednesday, June 27, 2007  
11:15 – 12:45  
C 01 Kuppelsaal

Breast Cancer Therapy:  
Plastic Surgery

Keynote Speakers  
Dennis Hammond, United States of America  
Trine Foged Henriksen, Denmark

Chairmen  
Hilton Becker, United States of America  
John Boorman, United Kingdom  
Andreas Kouppas, Greece

Secretary  
Christoph Andree, Germany

WE 4/1    Monobloc Distraction in the Very Young: Time to Revise Management Strategies for Children with Complex Craniosynostosis Syndromes?  
Fateh Ahmad, Caroline Mills, Barry Jones, Richard Hayward, David Dunaway; United Kingdom

WE 4/2    The Role of Distraction Osteogenesis in Cranial Vault Remodelling  
Yuzo Komuro, Katsumichi Hashizume, Akira Yanai; Japan

WE 4/3    Controlled Infusion of rhBMP-2 in Mandibular Distraction Osteogenesis  
David Stewart, Paul Stephens, Leo Kim, Mark Gianoutsos, William Walsh; Australia

WE 4/5    A New Distraction Treatment of Bilateral Mandibular Condylar Fractures: Application of a Dynamic Internal Distraction Device  
Yorikatsu Watanabe, Tanetaka Akizuki, Youichi Terashima, Kei Yoshimura, Ayanori Sugita, Tsuyoshi Ozawa, Kaori Agawa, Tomoyuki Ohta; Japan

WE 4/6    Centripetal Cheiloplasty  
Eui-Tai Lee, Yoon-Ho Lee; Republic of Korea

WE 4/8    Correction of Facial Deformities by Pericranial and Osteopericranial Flaps  
Radmilo Roncevic; Serbia and Montenegro

WE 4/9    Minimally Invasive Approach in Lengthening Temporalis Myoplasty for Cross-Face Reanimation of the Paralyzed Face  
Akiteru Hayashi, Yu Maruyama, Emi Okada, Atsuko Sakai, Kyousuke Ono, Naomi Inomata, Takashi Harada; Japan

WE 5/1    An Overview of the Danish Registry for Plastic Surgery of the Breast  
Gitte Bjørn Hvilsom, Trine Foged Henriksen, Lisbet Rosenkrans Hölmich, Søren Friis; Denmark

WE 5/2    Prophylactic Mastectomy - Is there a Need for a Classification?  
Marie Wickman Chantereau, Göran Jurell, Kerstin Sandelin; Sweden

WE 5/3    Breast Conserving Surgery with Saline Instillation – Evaluation of Cosmetic Results  
Anadi Begic, Elvedin Fazlagic, Ivar Guldvog; Norway

WE 5/4    The Influence of Previous Transaxillary Implant Breast Augmentation in Sentinel Lymph Node Mapping – Early Results of a Prospective Trial  
Thomas Benson, Alexandre M. Munhoz, Eduardo Gustavo Arruda, Eduardo Montag, Cláudia Aldrighi, Leandro Pellarin, Klaus Fells, Rolf Gemperli, Marcus C. Ferreira, Breast Reconstruction Group; Brazil

WE 5/5    Liposuction Completely Reduces Postmastectomy Arm Lymphedema: A Twelve Year Prospective Study  
Håkan Brorson, Magnus Åberg, Henry Svensson; Sweden

WE 5/6    Aesthetic Breast Sequelae after Breast Conserving Surgery  
Luisa Ramos, Diogo Casal, Paula Moniz, Maria Mendes, Gerardo Millan, Antonio Araujo; Portugal

WE 5/7    The Minimal Invasive Mastectomy  
Flavio Nogueira, Marcio Paulino Costa, Edmundo C. Baracat, Jorge S. Souen, An W. Ching, Mauricio S. L. Oliveira, Carlos A. Ruiz, Jose Maria Silva Junior, Arnaldo U. Ruiz, Alexandre G. Z. Rossi, Domingos A. Petti, Marcus C. Ferreira; Brazil

WE 5/8    Breast Reconstruction with Implants after Invasive Breast Cancer Does not Impair Prognosis  
Lisbet R. Hölmich, Mariä Düring, Trine F. Henriksen, Christen Krag, Ulla B. Tange, Kim Kjøller, Joseph McLaughlin, Jørgen H. Olsen, Søren Friis; Denmark

WE 5/9    Partial Breast Reconstruction with or without the Latissimus Dorsi  
Alexander Stoff, Matthias Reichenberger, Tobias Köppe, Ulrich Fabian, Dirk F. Richter; Germany

Wednesday, June 27, 2007  
11:15—12:45  
B 08—B 09

Rhinoplasty II

Keynote Speakers  
Gilbert Aiach, France  
Egle Muti, Italy  
  
Chairmen  
Hans G. Bruck, Austria  
Rolin Daniel, United States of America  
Moshe Kon, Netherlands  
  
Secretary  
Michael Bromba, Germany

Wednesday, June 27, 2007  
11:15—12:45  
B 05—B 07

Reconstruction of Lower Extremeties II

Keynote Speaker  
Fu-Chan Wei, Taiwan, Republic of China  
  
Chairmen  
Ruth Lester, United Kingdom  
Romain Vanwijck, Belgium  
  
Secretary  
Mojtaba Ghods, Germany

- WE 6/1

Extracorporal Septoplasty — Results in 100 Consecutive Cases  
Rainer Rupprecht, Jan Restel, Michael Bromba; Germany
- WE 6/2

Primary and/or Secondary Rhinoplastie, Importance of Stabilization by Cartilagineux Grafts  
Louis-Philippe Dombard; Belgium
- WE 6/3

Techniques for Correction of Alar Cartilage Concavities  
Sebastian Haack, Wolfgang Gubisch; Germany
- WE 6/4

Durable Tip Rotation in Droopy Nose and Major Tip Reconstruction Using Columella-Septal Suture. Follow-Up of 200 Cases of Open Rhinoplasty  
Ahmad Tavassoli Ashrafi, Siavash Javidan; Islamic Republic of Iran
- WE 6/5

The Second Interdomal Stitch in Nasal Tip Surgery  
Kirill Pshenisnov; Russian Federation
- WE 6/6

Rhinoplasty for the Thick Skin  
Hisham El-Minawi; Egypt
- WE 6/7

Skin Reduction in Primary and Secondary Rhinoplasty  
Sebastian Haack, Wolfgang Gubisch; Germany
- WE 6/8

Aesthetic Correction of Saddle Nose Deformity  
Rollin Daniel, Rhinoplasty Study Group; United States of America
- WE 6/9

Rhinoplasty in Asians: Tips and Technique of 500 Case Analysis for Past 10 Years with Patints Satisfactional Point of View  
Jin Wang Kim; Republic of Korea

- WE 7/1

Arteriovenous Loops - A Helpful Solution in Difficult Vascular Situations in Defects of the Lower Leg  
Michael Naik, K. Busching, A. Brockmann, J. Hochtritt, D. Hebebrand; Germany
- WE 7/2

Comparison between Distally Based Peroneus Brevis and Sural Flaps for Reconstruction of Foot, Ankle and Distal Lower Leg  
Ulrich Kneser, Alexander D. Bach, Silke Brockmann, Mareike Leffler, Jürgen Kopp, Raymund E. Horch; Germany
- WE 7/3

Congenital Hypertrophy of Intrinsic Muscle of the Foot  
Tomohiro Shiraishi, Park Susam, Mikio Kinoshita, Kiyonori Harii; Japan
- WE 7/4

Defect Closure of the Distal Lower Leg with the Distally Pedicled Peroneus Brevis Muscle Flap  
Imke Warnecke, Simone Brüner, Onno Frerichs, Wolfgang Schneider, Hisham Fansa; Germany
- WE 7/5

Distally-Based Sural Flap Excluding Sural Nerve: Aanatomical Study and Clinical Applications  
Shimpo Aoki, Hiko Hyakusoku, Kumiko Tanuma, Hiroshi Mizuno, Hitoshi Tonegawa, Hitoshi Ozawa; Japan
- WE 7/6

Long-Term Results of Major Limb Replantation at the Lower Extremity - Personal Experience and Current Recommendations  
Robert Hierner, Alfred Berger; Belgium
- WE 7/7

Lower Leg War Injury Treatment by Free Flaps and Ilizarov Method  
Ljubomir Panajotovic, Milimir Kosutic, Jefta Kozarski; Serbia and Montenegro
- WE 7/8

Reconstruction of a Tibial Wound Associated with the Underlying Fracture in the Lower Third of the Leg: The Role of a Hemisoleus Muscle Flap  
Lee Pu; United States of America
- WE 7/9

The Gastrocnemius Muscle Flap - Long Term Follow Up and Donor Site Morbidity - A Retrospective Study of 204 Cases  
Adrien Daigeler, Daniel Druecke, Karl Tatar, Ole Goertz, Marcus Lehnhardt, Lars Steinstraesser, Joerg Hauser, Hans-Ulrich Steinau; Germany
- WE 7/10

An Update on the Use of the Free, Sensate Lateral Arm Flap in medium-sized Defects of the distal Lower leg and Ankle: Functional and Aesthetical Outcome  
Martin Haug, Daniel Kalbermatten, Dirk J. Schaefer, Oliver Scheufler, Gerhard Pierer; Switzerland
- WE 7/11

Muscle Flaps: A Better Treatment Option for Chronic Osteomyelitis Compared to Fasciocutaneous Flaps. Where is the Evidence?  
Naghmeh Naderi, Tiew C. Teo; United Kingdom

Wednesday, June 27, 2007  
11:15 – 12:45  
A 05 – A 06

Craniofacial III

Keynote Speaker & Chairman  
Ken Salyer, United States of America

Chairmen  
Wolfgang Mühlbauer, Germany  
Nobuyuki Shioya, Japan

Secretary  
Peter Brenner, Germany

Wednesday, June 27, 2007  
11:15 – 12:45  
A 03 – A 04

Surgical Anatomy II

Keynote Speaker  
Bryan Mendelson, Australia

Chairmen  
Paulino Morales, Argentina  
Gerhard Pierer, Switzerland

Secretary  
Paul Fuchs, Germany

- WE 8/1

Correction of Exophthalmos and Eyelids Deformities in Patients with Severe Thyroid Ophthalmopathy

Radmilo Roncevic; Serbia and Montenegro
- WE 8/2

20 Years of Transpalpebral Decompression of Endocrine Ophthalmopathy Using the OLIVARI Technique

Tobias Koeppe, Fernando Velasco, Dirk Richter, Neven Olivari; Germany
- WE 8/3

Large Nasopharyngeal Angiofibroma: A Multidisciplinary Approach to Management

Fateh Ahmad, David Dunaway; United Kingdom
- WE 8/4

Fibrous Dysplasia, a 25 Years Retrospective Study

Silvio Podda, S. Anthony Wolfe; United States of America
- WE 8/5

Gillies Elevation and Percutaneous Kirschner Wire Fixation in the Treatment of Simple Zygoma Fractures: Long-Term Quantitative Outcomes

Michael Bezuhly, Janice Lalonde, Moraya Alqahtani, Gerald Sparkes, Donald Lalonde; Canada
- WE 8/6

3D Bone Expansion for the Hemifacial Microsomia - Our Challenge for Osteotomy in Consideration of Contour and Volume

Satoru Miyashita, Yumeji Takeichi, Kouji Nishihori, Ayuko Kouno, Mai Ishikawa, Kazuhisa Yokoo, Hiroyuki Tada, Msaya Kato; Japan

- WE 8/7

Cranioskeletal Anomaly in Treacher Collins Syndrome: A Controlled Cephalometric Study and Significance for the Surgical Rehabilitation of Facial Balance

David Chong, Dylan Murray, Bryan Thompson, Jonathon Britto, Christopher Forrest, John Phillips; Canada
- WE 8/8

A New Method for Mandibular Reconstruction Using a Reconstruction Plate and a Free Rectus Abdominis Flap - Fascia Wrapping Method

Takashi Nakatsuka, Shigeru Ichioka, Hiromi Hasegawa, Masashi Sugasawa, Ryuzaburo Higo; Japan
- WE 8/9

Reconstruction of Congenital and Acquired Columellar Defects: Clinical Review of 38 Patients

Meltem Ayhan, Asuman Sevin, Metin Gorgu, Bulent Erdogan, Zeynep Aytug, Burce Karantinaci; Turkey

- WE 9/1

Computer Aided Planning In Microvascular Bone Reconstruction

Gerhard Pierer, Christoph Kunz, Beat Hintermann, Daniel Kalbermatten, Martin Haug, Dirk J. Schaefer; Switzerland
- WE 9/2

Free Flaps Designing Using 3-D Biomodelling Techniques - 4 Years Experience

Horacio Zenha, Luís Azevedo, Filipe Riobom, João Guimarães, Armindo Pinto, Maria Luz Barroso, Cristina Cunha, José Domingos, Horácio Costa; Portugal
- WE 9/3

Location and Nature of Retro-Orbicularis Oculus Fat (ROOF) and Suborbicularis Oculi Fat (SOOF)

Kun Hwang; Republic of Korea
- WE 9/4

Perforator Vessel Anatomy of the Umbilicus – Topography and Importance for Periumbilical Dissections

Dan Mon O’Dey, Andreas Prescher, Norbert Pallua; Germany
- WE 9/5

Surgical Anatomy of the Lower Serratus Anterior Muscle

Boban Djordjevic, Ljubomir Panajotovic, Jefta Kozarski; Serbia and Montenegro
- WE 9/6

Targetting Differences in Lymphatic Vessel Suptypes in Human Disease for Therapeutic Benefit

Ramin Shayan, T. Karnezis, K. Paavonen, M. V. Ashton, R. J. Corlett, M. G. Achen, S. A. Stacker, G. I. Taylor; Australia

- WE 9/7

The Anatomic Basis of the Internal Mammary Artery Perforator (IMAP) Flap: A Cadaver Study

Manfred Schmidt, Oskar C. Aszmann, Harald Beck, Manfred Frey; Austria
- WE 9/8

The Distribution of Superficial Lymphatic Vessels of the Head and Neck – An Anatomical Study and Clinical Application

Wei-Ren Pan, Hiroo Suami, G. Ian Taylor; Australia
- WE 9/9

The Short Head of the Biceps Femoris Muscle ane Other Hamstring Muscles; Anatomic Study for Free Muscle Transfer

Akiteru Hayashi, Yu Maruyama, Yoshiyasu Kamiko, Atsuko Sakai, Kyoussuke Ono, Tetsuro Yamada, Takashi Harada; Japan

Wednesday, June 27, 2007  
14:15 – 15:45  
C 01 Kuppelsaal

Complications of Breast Augmentation

Keynote Speaker & Chair  
Andrea Grisotti, Italy

Chairmen  
Rupert Koller, Austria  
Richard Sadove, Israel

Secretary  
Marcus Lehnhardt, Germany

Wednesday, June 27, 2007  
14:15 – 15:45  
B 08 – B 09

Hand Surgery

Keynote Speaker & Chairman  
Duncan A. McGrouther, United Kingdom

Chairman  
Don Lalonde, Canada

Secretary  
Margita Flügel, Germany

- WE 10/1

20 Year Long Term Results of Silicone Breast Implants  
Marc Alexander Ronert, Rolf Rüdiger Olbrisch; Germany
- WE 10/2

MMP-2, -9, TIMP-1, and -2 in Sera and Tissue of Patients with Capsular Contracture after Cosmetic Breast Augmentation  
Franziska Ulrich, Dietmar Ulrich, Norbert Pallua, Marita Eisenmann-Klein; Germany
- WE 10/3

Salvage Procedure of Periprosthetic Breast Implant Infection. Long-Term Results after One-Time Exchange  
Uwe von Fritschen, Julia Moraru, Gisbert Holle, Bianca Baican, Klaus Exner; Germany
- WE 10/4

Comparative Study of Breast Implant Rupture Using Mammography, Sonography and Magnetic Resonance Imaging and its Correlation with Findings at Explantation  
Giovanni Di Benedetto, Sara Cecchini, Luca Grassetti, Silvia Baldassarre, Luca Leva, Gianmarco Giuseppetti, Aldo Bertani; Italy
- WE 10/5

Augmentation Pitfalls  
Jozef Fedeles, Drahomir Palencar; Slovakia
- WE 10/6

Surgical Treatment of the Polyacrilamid Gel Complications after Breast Augmentation  
Olesya Starceva, N. O. Milanov, M. V. Kelexaeva; Russian Federation

- WE 10/7

Complications far beyond Capsular Contracture: Mission Impossible in Aesthetic Breast Augmentation?  
Andreas Arens, Jutta Liebau; Germany
- WE 10/8

Is Plastic Always Fantastic? Ask U/S  
Amanda Isaac, Marco Emmanuel Malahias; United Kingdom
- WE 10/9

Declaration of Conflict of Interest and Expert Advisory Panel Members: A Case Study of the Health Canada Advisory Panel on Breast Implants  
Gloria Rockwell; Canada

- WE 11/1

Peri-Operative, Post-Operative and Outcome Evaluation of Carpal Tunnel Syndrome by Canadian Plastic Surgeons: Results of a Survey  
Gloria Rockwell; Canada
- WE 11/2

1 Year Results Comparing Palmar, Angle-Stable Plate Osteosynthesis and Dorsal Pi-Plate Osteosynthesis in Intraarticular C-Fractures of the Distal Radius  
Rafael Jakubietz, Michael Jakubietz, Stephan Schindele, Joerg Gruenert, Danni Kloss; Switzerland
- WE 11/3

Vascularized Joint Transfer for Finger Joint Reconstruction: Current Indication and Long-Term Results  
Robert Hierner, Alfred Berger; Belgium
- WE 11/4

Radiographic and Histological Assessment of Osteoarthropathy of Frozen Human Phalanx-Joint-Tendon-Sheath Composite Tissue Allografts  
Zun-Li Shen, Ming-Zhong Hou; China
- WE 11/5

A Detailed Cost and Efficiency Analysis of Performing Carpal Tunnel Surgery in the Main Operating Room versus the Ambulatory Setting  
Martin R. Le Blanc, Janice Lalonde, Donald H. Lalonde; Canada
- WE 11/6

Ulna Impaction Syndrome: Results of Ulna Shortening Osteotomy  
Jan-Christoph Willms-Jones, Anja Scholl, Thomas Raff; Germany

- WE 11/7

The Use of Motion Analysis and Other Novel Adjuncts in the Functional Assessment of the Rheumatoid Hand  
Jan Schantz, Andre Cheah, Fook Rhu Ong; Singapore
- WE 11/8

Different Soft Tissue Coverage for Reconstructive Repair after Scarring of the Median Nerve - A Electrophysiological and Clinical Comparison  
Nicolas Stütz, Jörg van Schoonhoven, Andreas Gohritz, Bert Reichert; Germany
- WE 11/9

Is there a Light at the End of the (Carpal) Tunnel?  
Hugo Kitzinger, Birgit Karle, Manfred Frey; Austria
- WE 11/10

Surgical Separation of Radio-Ulnar Synostosis and Interposition with a Local Flap: Preliminary Results of a New Method  
Stephan Spindel, Wolfgang Linhart, Bernhard Zwick, Michael Valentin Schintler, Bengt Hellbom, Erwin Scharnagl; Austria
- WE 11/11

Improved Design of Plaster of Paris Backslabs Enhances Clinical Safety  
Christoph Theopold, James A. Bush, Stuart W. Wilson, Ardeshir Bayat; United Kingdom
- WE 11/12

Postoperative Splinting after Open Carpal Tunnel Release does not Improve Functional and Neurological Outcome – A Prospective, Randomized Study  
Georg M. Huemer, Matthias Koller, Thomas Hintringer; Austria



Wednesday, June 27, 2007  
14:15 – 15:45  
B 05 – B 07

Reconstruction of Lower Extremities III

Chairmen  
Ruben T. Adamian, Russian Federation  
Detlev Erdmann, United States of America  
Jiri Vesely, Czech Republic

Secretary  
Rolf Büttemeyer, Germany

Wednesday, June 27, 2007  
14:15 – 15:45  
A 05 – A 06

Research in Wound Healing

Keynote Speaker  
Luc Téot, France

Chairpersons  
Suresh Gupta, India  
Radana Königova, Czech Republic  
Vlastibor Minarovjech, Slovakia

Secretary  
Lukas Prantl, Germany

WE 12/1	<b>The Anterolateral Thigh Flap - Advantages and Disadvantages</b> <u>Alexander Bach</u> , Ulrich Kneser, Raymund E. Horch; Germany	WE 12/8	<b>Perforator-Sparing Transposition Flaps for Lower Limb Defects: Anatomic Study and Clinical Application</b> <u>Chin-Ho Wong</u> , Biem-Keem Tan; Singapore
WE 12/2	<b>The Use of Ilizarof External Fixator in Plastic Surgery</b> <u>Natalia Marcenco-Untila</u> , Vitalie Stan, Nicolae Antohi; Republic of Moldova	WE 12/9	<b>Reconstructive Methods in the Treatment of the Lower Leg Soft Tissue Defects</b> <u>Jefta Kozarski</u> , Ljubomir Panajotovic, Boban Djordjevic; Serbia and Montenegro
WE 12/3	<b>Heel Reconstruction Using the Vastus Lateralis Muscle Associated with Thinned Innervated Skin Island</b> <u>Constante Saliba Valler</u> , Fábio Busnardo, Marcelo Olivan, Pedro Soler Coltro, Marcus Castro Ferreira; Brazil	WE 12/10	<b>Reverse-Flow Sural Island Neuro-Cutaneous Flap - An “Eureka” for the Coverage of Lower Third Tibial and Ankle Defects</b> <u>Muna Chira</u> , A. Abubakar, C. Ahachi; Nigeria
WE 12/4	<b>Comparison of the Free Radial Forearm Flap and the Free Anterolateral Thigh Flap for Reconstruction of Foot and Ankle Defects</b> <u>Ali Riza Ercocen</u> , Taro Kono, Mutlu Saydam, Sarper Yilmaz; Turkey	WE 12/11	<b>Single-Stage Reconstruction of Defects in the Foot and Ankle by Composite Free Tissue Transfer</b> Dirk J. Schaefer, Martin Haug, Oliver Scheufler, Victor Valderrabano, Beat Hintermann, Gerhard Pierer; Switzerland
WE 12/5	<b>Increased Success Rate of Reversed Flow Fasciocutaneous Island Sural Flap</b> <u>Osama Taha</u> , Mohammed Elshazly; Sweden	WE 12/12	<b>The Flow-Through Chimeric ALT - Vastus Lateralis Flap for Reconstruction of the Injured Lower Limb</b> <u>Martin Vesely</u> ; United Kingdom
WE 12/6	<b>Lower Extremity Reconstruction – Our Experience</b> <u>Hysni Arifi</u> , V. Zatriqi, Z. Buja, S. Zatriqi, E. Hoxha, A. Kllokoqi, Y. Zejnullahu; Serbia and Montenegro	WE 12/13	<b>Soft Tissue Coverage of Complicated Defects of the Distal, Lower Extremity with Perforator-Based 180-Degree Propeller Flaps</b> <u>Rafael Jakubietz</u> , Danni Kloss, Michael Jakubietz, Joerg Gruenert; Switzerland
WE 12/7	<b>Microvascular Flap Reconstruction for Soft Tissue Sarcomas around the Knee</b> <u>Erkki Tukiainen</u> , Pentscho Popov, Ian Berner-Rasmussen; Finland		

WE 13/1	<b>Signal Transduction when Performing End-to-Side Neural Coaptation (N. Facialis Regeneratio, Experiment Results and Theoretical Possibilities)</b> <u>Peter Vancso</u> , Jenő Páli, Gusztáv Gulyás; Hungary	WE 13/6	<b>Extracorporeal Shockwave Therapy Effects on Wound Healing in a Rat Model</b> <u>Henry Vasconez</u> , Robert Ferguson, Betsy Fink, Stephanie Edelmann, William Balke; United States of America
WE 13/2	<b>The WOUNDMONITOR Project: Semiconductor Based Electronic Nose Can Identify Wound Pathogens</b> <u>Rytis Rimdeika</u> , Arunas Setkus, Daiva Seniuliene, Mindaugas Seniulis; Lithuania	WE 13/7	<b>A Heparan Sulfate Mimetic (Rgta) Enhances Healing of Deep Second Degree Burns in Hairless Rats</b> <u>Gilbert Zakine</u> , S. Garcia, J. Luboinski, V. Barbier, J. C. Chachques, A. Carpentier, J. Courty, D. Barritault, J. P. Caruelle; France
WE 13/3	<b>TGF-Beta Antisense Therapy Increases Angiogenic Potential in Human Fibroblast Isolated from Radiation-Induced Chronic Wounds</b> <u>Katrin Riedel</u> , Thomas Kremer, Frank Riedel, Ulrich R. Goessler, Günter Germann, Michael Sauerbier; Germany	WE 13/8	<b>Hypertrophic Scarring in Rabbit Ears is Significantly Reduced by Ectopic Expression of Adenoviral Smad7</b> <u>Jürgen Kopp</u> , Harun Seyhan, Kathrin Messingschlager, Vanessa Pena de Bender, Elke Pausch, Raymund E. Horch; Germany
WE 13/4	<b>Intrauterine Repair of Surgically Created Cleft Lip-Like Defects Using the Millard Technique in the Pregnant Sheep Model</b> <u>Nikolaos A. Papadopoulos</u> , Tina Matzen, Andreas Raith, Christoph Hoehnke, Andreas Fichter, Moschos A. Papadopoulos, Hans Florian Zeilhofer, Julia Henke, Laszlo Kovacs, Edgar Biemer; Germany	WE 13/9	<b>Protective Role of i-NOS Inhibitor in Partial Thickness Burn Wound</b> <u>Lars Evers</u> , Dhaval Bhavsar, Hans-Oliver Rennekampff, Bruce Potenza, Marek Dobke, Niren Angle, Mayer Tenenhaus; United States of America
WE 13/5	<b>The Adenoviral Induced Overexpression of Human Beta-Defensin-3 in Infected Wounds of Diabetic Pigs</b> <u>Malte Spielmann</u> , Tobias Hirsch, Bara Zuhaili, M. Fossum, Hans-Ulrich Steinau, F. Yao, A.-B. Onderdonk, Lars Steintraesser, Elof Eriksson; United States of America		

Wednesday, June 27, 2007  
14:15 – 15:45  
A 03 – A 04

Scar Treatment I

Keynote Speaker & Chair  
Mustafa Zaidi, Libyan

Chairmen  
K. T. Drzewiecki, Denmark  
Tom Specken, Netherlands

Secretary  
Friedrich-W. Hesler, Germany

Wednesday, June 27, 2007  
16:15 – 17:45  
C 01 Kuppelsaal

Breast Ptosis and Asymmetry

Keynote Speaker & Chairman  
Egle Muti, Italy

Chairmen  
Peter Kompatscher, Austria  
Claude LeLouarn, France

Secretary  
Axel-Mario Feller, Germany

- WE 14/1

A New Approach of Nasal Reconstruction with a Scarless Expanded Forehead Flap

Jincai Fan; China
- WE 14/2

Possibilities and Results of Scar and Compression Treatment after Free Flap Surgery

Eric van den Kerckhoven, Hugo Degreef, Piet Reynders, Robert Hierner; Belgium
- WE 14/3

The Application of the Tissue Expansion Method in the Plastic Surgery of the Posttraumatic Scars

Anatolie Taran; Republic of Moldova
- WE 14/4

Prevention of Secondary Depression Deformity after Tissue Expansion

Byung Jun Kim, Yoon Ho Lee; Republic of Korea
- WE 14/5

Treatment of Hypertrophic Scars and Keloids Using Intense Pulsed Light (IPL)

Onur Erol, Ali Gurlek, Ela Topcuoglu, Hayat Oz, Galip Agaoglu; Turkey
- WE 14/6

Postoperative Radiation Protocol for Keloids

Rei Ogawa, S. Akaishi, S. Kuribayashi, T. Miyashita, H. Hyakusoku; Japan
- WE 14/7

Scar Camouflage by Pigmentation

Viveca Bjornhagen, Shamim Malik; Sweden
- WE 14/8

Problems of Treatment of the Burned Hand

Jan Koller; Slovakia

- WE 14/9

Amputation of Both Feet Following Fourth Degree Frostbite - A Case Report

Gjorgje Dzokic, V. Trenchev, J. Gjorgievska, A. Naceska; Macedonia

- WE 15/1

Vertical Scar Nipple Areolar Complex Transposition: A Modified Procedure for Simultaneous Breast Augmentation and Mastopexy

Umar Daraz Khan; United Kingdom
- WE 15/2

One Stage Circumareolar Breast Augmentation and Mastopexy

Rony Moscona, Lucian Fodor; Israel
- WE 15/3

Augmentation and Mastopexy - Guidelines

Dirk F. Richter, Alexander Stoff, Matthias Reichenberger, Ulrich Fabian, Tobias Köppe; Germany
- WE 15/4

Concepts and Our Experience in Developmental Breast Asymmetry

Woan-Yi Chan, Bhagwat Mathur, Venkat Ramakrishnan; United Kingdom
- WE 15/5

Correction of Breast Asymmetry

Giorgio Bronz; Switzerland
- WE 15/6

Breast Asymmetry: Analyzing the Problems and Finding the Right Solutions Using One Stage Operation

Nimrod Friedman; Israel
- WE 15/7

Existing Techniques and New Alternatives for the Evaluation of Breast Asymmetry

Laszlo Kovacs, Maximilian Eder, Mathias Endlich, Andreas Müller, Nikolaos Papadopoulos, Edgar Biemer; Germany

- WE 15/8

Breast Asymmetry Secondary to Idiopathic Scoliosis

Christophe Denoel, Albert Debrun, Giovanni Bianco, Raphael Sinna, Sébastien Garson, Philippe Mahaudens, R. Vanwijck; Belgium
- WE 15/9

How Common is Breast Asymmetry in a Female Population?

Jessica Gahm, Marie Wickman; Sweden

Wednesday, June 27, 2007  
16:15 – 17:45  
B 05 – B 07

Tumor Surgery

Keynote Speakers  
Marcus Castro Ferreira, Brazil  
Hans-Ulrich Steinau, Germany

Chairmen  
Ioan Lascar, Romania  
Ronald Zuker, Canada

Secretary  
Heinz-Herbert Homann, Germany

Wednesday, June 27, 2007  
16:15 – 17:45  
A 05 – A 06

Reconstruction of Upper Extremities

Keynote Speakers  
Günter Germann, Germany  
Zun-Li Shen, China

Chairmen  
Alfred Berger, Germany  
Hannu Kuokkanen, Finland

Secretary  
Ernst Magnus Noah, Germany

- WE 16/1

Soft Tissue Reconstruction after Sarcoma Tumor Resection in Children: an Extended Tool Box

Benjamin Meilik, William Cole, Tatiana Cypel, Ahuva Weiss-Meilik, Ronald Zuker; Canada
- WE 16/2

Reconstruction of Soft Tissue Sarcomas of the Head and Neck, Trunk and Extremities: The Experience of the Leeds Sarcoma Service

Jonathan Adamthwaite, Anselmo Garrido, Chris Fenn, Mark Liddington, Andy Batchelor, Simon Kay, Simon Knight, Howard Peach, Kieran Horgan; United Kingdom
- WE 16/3

Clinical Results after Resection and Plastic-Reconstructive Surgery of Soft Tissue Sarcoma of the Extremities in Children and Adults

Birgit Karle, Oskar Aszmann, Eva Frey, Manfred Frey; Austria
- WE 16/4

Free Tissue Transfer in Surgical Management of Malignant Tumors

Vincenzo Penna, Holger Bannasch, Arash Momeni, G. B. Stark; Germany
- WE 16/5

Aesthetic Facial Tumour Surgery

Russell Aldred, Payal Mukherjee, Michael Miroshnik; Australia
- WE 16/6

Strategical Considerations and Surgical Reconstruction by Extended Basalioma of the Head, Neck and Face

Janos Hankiss, Edgar Dippel, Jörn Redeker; Germany

- WE 16/7

The Treament of Lipomas with Liposuction- A Case Series of 20 Patients and Literature Review

Simone Matousek, Leanna Teston; Australia
- WE 16/8

General and Surgical Management in a Case of Giant von Recklinghausen Tumor (77 Kg) – Twice the Weight of the Patient (40 Kg)

Ioan Lascar, Ioana Grintescu, Mk. McKinnon, M. Kahanna, R. Crutescu, C. S. Hariga, S. Popescu, O. Vermesan, A. Breahna, D. Zamfirescu; Romania
- WE 16/9

Infantile Systemic Hyalinosis: A New Case

Alexander Dionyssopoulos, Lambis Lazaridis, Antonios Antoniou, Paraskevas Kakas, Efterpi Demiri, Ioannis Efstratiou; Greece

- WE 17/1

“Glandular Shaving” - A New Treatment Modality for Axillary Hyperhidrosis

Henrik Menke; Germany
- WE 17/2

Long Term Results of Complex Extremity Defect Reconstruction

Rado Zic, Srecko Budi, Sanda Stanec, Zlatko Vljacic, Franjo Rudman, Zdenko Stanec; Croatia
- WE 17/3

Long-Term Results after Macroreplantation at the Upper Limb

Alfred Berger, Robert Hierner; Germany
- WE 17/4

Meningococcal Septicaemia - A Medical, Surgical and Organisational Challenge

Ruth Lester, Patrick Uwanbamwen; United Kingdom
- WE 17/5

Reconstruction with the Free Ulnar Forearm Flap: The Oxford Experience

Sammy Al-Benna, Andrew Pay; United Kingdom
- WE 17/6

Role of IgM Enriched Immunoglobulin (Pentaglobin) in Extensive Burns

Vinay Tiwari; India
- WE 17/7

Surgical Management of Hidradenitis Suppurativa

Goran Stankovic, Jefta Kozarski, Dragomir Pavlovic; Serbia and Montenegro

- WE 17/8

Surgical Treatment of Acne Inversa (Alias Hydradenitis Suppurativa)

Robert Hierner, Hugo Degreef; Belgium
- WE 17/9

The Treatment of Scarring and Hypopigmented Skin with an Autologous Cell Population

Ernst Magnus Noah, Werner Loentz, Kay-Hendrik Herter; Germany
- WE 17/10

Vascularized Bone Grafts in Complex Reconstructions of Upper Extremities

Marek Molski; Poland

Wednesday, June 27, 2007  
16:15 – 17:45  
A 03 – A 04

Research / Microsurgery

Keynote Speaker & Chair  
Zoran Arnez, Slovenia

Chairperson  
Marianne Beausang-Linder, Sweden

Secretary  
Markus V. Küntscher, Germany

Thursday, June 28, 2007  
09:15 – 10:45  
C 01 Kuppelsaal

Breast Reduction I

Keynote Speakers  
Manuel Garcia-Velasco, Mexico  
Claude Lassus, France

Chairmen  
Alaa Gheita, Egypt  
Moustapha Hamdi, Belgium

Secretary  
Gisbert Holle, Germany

- WE 18/1

Is the Blind-Loop-Shaped End-to-End Anastomosis Safe?  
Takao Sakaba, Kazuki Ueda, Akiyoshi Kajikawa,  
Hiromi Watanabe; Japan
- WE 18/2

“Ready-to-Wear” and “Off-the-Shelf” Flaps - In-Vivo and Ex-Vivo Approaches to Tissue Flap Production in Plastic Surgery  
Michael Findlay, Juergen Dolderer, Anthony Penington,  
Geoffrey Gurtner, Wayne Morrison; Australia
- WE 18/3

The Prefabrication of a Microsurgical Osteocutaneous Flap in a Rat Model  
Olga Shimbireva, N. O. Milanov, E. I. Trofimov, O. I. Starceva,  
G. Sheremeteva, I. Zhidkov; Russian Federation
- WE 18/4

Comparative Study of Different Combinations of Microvascular Anastomosis Technique in a Rat Vasospasm Model  
Shimpei Miyamoto, Akihiko Takushima, Mutsumi Okazaki,  
Norihiko Ohura, Akira Momosawa, Kiyonori Harii; Japan
- WE 18/5

Sutureless Laseranastomoses in Microvessels; Effects of a Novel Endovascular Ballooncatheter Assisted Technique on the Soldered Vascular Tissues  
Mihai A. Constantinescu, Erhard Knall, Alex Alfieri, Martin Frenz,  
Thomas Schaffner, Valentin Djonov, Michael Reinert, Andrej Banic;  
Switzerland

- WE 18/6

Free Functional Muscle Transplantation for Facial Reanimation: Experimental Comparison between the One- and Two-Stage Approach  
Matthias Rab, Werner Haslik, Matthias Grünbeck, Manfred Frey;  
Austria
- WE 18/7

Prefabrication of Non-Physiologically Perfused Composite Flaps by Non-Conventional Vascular Induction and Comparison with Conventional Vascular Induction  
Ali Riza Ercocen, Kazutaka Soejima, Taro Kono, Motohiro Nozaki;  
Turkey
- WE 18/8

The Effect of Stem Cells on Skin Flap Models: Random Skin Flap, Prefabricated Skin Flap, Ischemia Reperfusion Injury Model, Expanded Skin Flap  
Cagri Uysal, Hiroshi Mizuno, Rei Ogawa, Feng Lu,  
Morukuni Tobita, Hiko Hyakusoku; Japan
- WE 18/9

Vascularized Bone Marrow Allotransplants Models in Rats  
Dragos Zamfirescu, Ioan Lascar, E. R. Owen, M. Lanzetta,  
D. Sinescu; Romania

- TH 1/1

“Ten Years After”. Long Term Results with Vertical Scar Reduction Mammoplasty  
Norbert Heine, Lukas Prantl, Marita Eisenmann-Klein; Germany
- TH 1/2

Vascular Territories of the Anterior Chest Wall: Vessel Topography and Importance for Breast Reduction Procedures  
Dan Mon O’Dey, Andreas Prescher, Norbert Pallua; Germany
- TH 1/3

Obesity and Complications in Reduction Mammoplasty  
Leena Setälä, Anthony Papp, Riitta Martikainen,  
Sarianna Joukainen, Leena Berg, Markku Härmä,  
Paula Mustonen; Finland
- TH 1/4

Ultrasonic Assisted Lipoplasty and Breast Surgery  
Michele Zocchi, Francesca Zuliani; Italy
- TH 1/5

Predictive Risk Factors in Reduction Mammoplasty - Does the Surgeon Make the Difference?  
Uwe von Fritschen, Aurelia Taubner, Klaus Exner; Germany
- TH 1/6

Inferior Pedicle Vertical Scar Technique- A Prospective Study of Hundred Cases  
Sanjay Azad, P. Kumar, Krishna Kumar, Ram Kumar;  
United Kingdom
- TH 1/7

Reduction Mammoplasty with Resection of a Trapezoid Base Prism: Vertical Scar  
Flavio Nogueira, Marcio P. Costa, Paulo Tuma Junior,  
Marcus C. Ferreira; Brazil

- TH 1/8

Breast Reduction and Mastopexy - The J Small Scar in Gigantomastia  
Manuela Berrocal; Colombia
- TH 1/9

Reduction Mammoplasty Using Postero-Superior Pedicle in Macromastia  
Michel Moutran, J. P. Comparin, F. Braye, A. Mojallal; France



Thursday, June 28, 2007  
09:15 – 10:45  
B 08 – B 09

Fillers and Folds I

Keynote Speakers  
Michel Pfulg, Switzerland  
Sydney Coleman, United States of America  
  
Chairmen  
Roger Khouri, United States of America  
O. Onur Erol, Turkey  
  
Secretary  
Marianne Wolters, Germany

Thursday, June 28, 2007  
09:15 – 10:45  
B 05 – B 07

The Complicated Wound

Keynote Speakers & Chairmen  
Marcus Castro Ferreira, Brazil  
Erkki Tukiainen, Finland  
  
Chairman  
Ahmad Al Fadhli, Kuwait  
  
Secretary  
Klaus Ueberreiter, Germany

- TH 2/1

Comparison Study of Fractional Resurfacing Using Different Fluences and Densities for Skin Rejuvenation

Taro Kono, Ali Ercocen, Hiroyuki Sakurai, Yuji Kikuchi, Motohiro Nozaki; Japan
- TH 2/2

Polyacrylamide Hydrogel for Facial Corrective Surgery: Long Term Safety and Efficacy (48/60 Months)

Marianne Wolters, Hermann Lampe; Germany
- TH 2/3

Clinical Outcomes of Polyacrylamide Gel (PAAG) Injection as Filler in Facial Contouring and Breast Augmentation

Ahmad Tavassoli Ashrafi, Siavash Javidan; Islamic Republic of Iran
- TH 2/4

Siletti - A New Multifunctional and Permanent Implant for Soft Tissue Augmentation and Suspension in the Face

Johannes Reinmüller, Biomaterials; Germany
- TH 2/5

Complications after Non-Absorbable Material and Autologous Fat Injection for Cosmetic Purpose

Shimpei Ono, Hiko Hyakusoku, Rei Ogawa, Ritsu Aoki, Takahisa Okuda, Dan Miyamoto, Teruyuki Dohi; Japan
- TH 2/6

An Adipotome for Adipocyte Grafting / Lipotransfer

Roger Khouri, Eufemiano Cardoso, Thomas Baker; United States of America

- TH 3/1

Debridement of Hard-to-Heal Wounds by Hydrosurgery

Lancine Kaba; Belgium
- TH 3/2

Definitive Surgical Treatment of Diabetic Pressure Sores by Distant Osteotomies of the Foot

Edouard Coeungiet, Djafar Torabi; France
- TH 3/4

Intra-Wound Continuous Negative Pressure and Irrigation Treatment (IW.CONPIT) for Infected Wounds and Intractable Ulcers

Keigo Morinaga, Kensuke Kiyokawa, Toshihiko Yamauchi, Nagahiro Takahashi, Hideaki Rikimaru; Japan
- TH 3/6

Necrotizing Fasciitis. Prospective Study of 32 Cases

Saleh Kadhim; Iraq
- TH 3/7

Negative Pressure Wound Therapy for Treatment for Complex Diabetic Foot Wounds

Marcus Ferreira, José Augusto Brasil, Viviane Carvalho, Alexandre Wada; Brazil
- TH 3/8

Recurrent Leg Ulcers in Sickle Cell Disease- A Surgical Dilemma

Muna Chira, F. Abikoye, A. Abubakar, C. Ahachi; Nigeria
- TH 3/9

Superficial and Deep Bacterial Contamination Patterns of Chronic Ulcers

Triinu Elsner, Nina Duckstein, Josef Hoch; Germany

Thursday, June 28, 2007  
09:15 – 10:45  
A 05 – A 06

Peripheral Nerve Reconstruction /  
Anatomical Research

Keynote Speakers & Chairmen  
Oskar C. Aszmann, Austria  
Hanno Millesi, Austria

Chairman  
Jürgen Holle, Austria

Secretary  
Ursula Tanzella, Germany

Thursday, June 28, 2007  
11:15 – 12:45  
C 01 Kuppelsaal

Breast Reduction II

Keynote Speakers  
Manuela Berrocal, Colombia  
Albert de Mey, Belgium  
Carolyn Kerrigan, United States of America

Chairpersons  
Helga Eder, Belgium  
Norman Olbourne, Australia

Secretary  
Serdar Eren, Germany

- TH 4/1

Evaluation of the Sensory Deficit after Sural Nerve Harvesting in Paediatric Patients

Howard Clarke, Oren Lapid, Emily S. Ho, Cristina Goia; Canada
- TH 4/2

Nerve Reconstruction by Means of Tubulization - Clinical Outcome and Review of Literature

Jörn Lohmeyer, Stefan Zimmermann, Hans-Günther Machens, Peter Mailänder; Germany
- TH 4/3

Intraneural Hematoma with Extrinsic Compression: Experimental Study in Rats and Therapeutic Options

Gean Scopel, José Faria, Simone Orpheu, Hélio Alves, Marcus Ferreira; Brazil
- TH 4/4

Simultaneous Reconstruction of Nerve and Soft Tissue Defects with the “Neuro-Cutaneous” Vascularized Sural Nerve Free Flap: An Anatomical Study Based on a Clinical Application

Simone Eggli, Esther Vögelin; Switzerland
- TH 4/5

Final Results of Grafting versus Neurolysis in Obstetrical Brachial Plexus Palsy

Howard Clarke, Ann Schwentker, Christine G. Curtis; Canada
- TH 4/6

The Value of Intraoperative Frozen Section Histology During Obstetrical Brachial Plexus Reconstruction

Howard Clarke, Ali Murji, Rick Redett, Cynthia Hawkins; Canada

- TH 5/1

The Thin Superomedial Pedicle Reduction Mammoplasty for Severe Mammary Hypertrophy

Flavio Nogueira, Marcio P. Costa, Edmundo C. Baracat, An W. Ching, Mauricio S. L. Oliveira, Marcus C. Ferreira; Brazil
- TH 5/2

Experience with Hall-Findlay Superomedial Pedicle Vertical Mammoplasty Technique: Its Advantages and Drawbacks and Improving the Results by Adding Modifications to the Technique

Fuat Yuksel; Turkey
- TH 5/3

A Progressive Approach to the Mammoplasty (PAM) Semilunar Upper Pole Resection (SUPR)

Flavio Saccomanno; Italy
- TH 5/4

Maximizing Breast Projection with Combined Free Nipple Graft Reduction Mammoplasty and Backfolded Dermaglandular Inferior Pedicle

Zeynep Aytug, Metin Gorgu, Meltem Ayhan, Esin Aksungur, Cenk Demirdover; Turkey
- TH 5/5

The Sagittal Mamma-Reduction-Plasty

Jan Poëll; Switzerland
- TH 5/6

Complications of Mammoplasty

Alaa Gheita; Egypt
- TH 5/7

Devastating Complications Following Breast Reduction Surgery

Jan J van Wingerden; Netherlands

- TH 5/8

Reliability of Inferior Dermoglandular Pedicle Reduction Mammoplasty in Reconstruction of Partial Mastectomy Defects. Surgical Planning and Outcome

Jose Augusto Nunes Brasil, Alexandre M. Munhoz, Thomas Benson, Eduardo Gustavo Arruda, Eduardo Montag, Cláudia Aldrighi, Leandro Pellarin, Klaus Fells, Rolf Gemperli, Marcus C. Ferreira, Breast Reconstruction Group; Brazil
- TH 5/9

Inverted Nipple-Surgical Treatment

Neven Olivari; Germany

Thursday, June 28, 2007  
11:15—12:45  
B 08—B 09

Fillers and Complications

Keynote Speakers  
Catherine Bergeret-Galley, France  
Gottfried Lemperle, Germany, United States of America  
Kirill Pshenishnov, Russian Federation

Chairmen  
Abdul Reda Lari, Kuwait  
Gottfried Lemperle, Germany, United States of America

Secretary  
Johannes Reinmüller, Germany

Thursday, June 28, 2007  
11:15—12:45  
B 05—B 07

Facial Reanimation

Keynote Speakers & Chairmen  
Manfred Frey, Austria  
Ronald Zuker, Canada

Chairman  
Pietro Giovanoli, Switzerland

Secretary  
Klaus Exner, Germany

- TH 6/1

VISTABEX and NASHA Combination: A “New” Boundary for Face Rejuvenation Has Been Discovered?

Domenico Parisi, Authors: L. Annacontini, A. Campanale, G. Gozzo, A. Portincasa.; Italy
- TH 6/2

Comparison of Clinical Result of Nonsurgical Aesthetic Antiaging Procedures with Aminoleuvlnic Acid with Diode Laser and PDT Lamps

Jin Wang Kim; Republic of Korea
- TH 6/3

Deep Peeling-Lifting Association

Jose Budo; Belgium
- TH 6/4

The Influence of Different Local Anaesthetics on the Vitality of Preadipocytes

Maike Keck, Jürgen Janke, Klaus Ueberreiter; Germany
- TH 6/5

Facial Filler with Hialuronic Acid: Pillar Technique and Supporting Mesh

Patricia Erazo, Ana Carolina de Carvalho; Brazil
- TH 6/6

Complications after Botulinum Toxin: How to Handle Them?

Jose Marquez-Serres; Spain

- TH 7/1

A Comparison of One or Two Stage Surgery for Dynamic Facial Reanimation.

Fulvio Urso-Baiarda, Adriaan Grobbelaar; United Kingdom
- TH 7/2

Etiology and Treatment of Facial Paralysis in Children

Tatiana Cypel, Andre Panossian, Elizabeth Donner, Ralph Manktelow, Ronald Zuker; Canada
- TH 7/3

Nerve Sources for Facial Reanimation with Muscle Transplant in Patients with Unilateral Facial Palsy: Clinical Analysis of Three Techniques

Gean Scopel, José Faria, Marcus Ferreira; Brazil
- TH 7/4

The Outcome Of The Last Five Years Of Surgery Of Facial Paralysis Compared With The Previous Results

Grazia Salimbeni, Marcello Cardini, Stefano Malloggi; Italy
- TH 7/5

Adipocytes Graft in the Volumetric Restoration of the Dysmorphic Face. Study per Aesthetic Sub-Units

Ali Mojallal, Michel Moutran, E. Martin, F. Braye, J. L. Foyatier; France
- TH 7/6

The Cost-Effectiveness of the Surgical Treatment of Migraine Headaches

Thomas Muehlberger, Alexandra Buschmann, Nidal Toman, Christian Ottomann; Germany

Thursday, June 28, 2007  
11:15 – 12:45  
A 05 – A 06

Urogenital Surgery

Keynote Speaker & Chairman  
Guido Molea, Italy

Chairmen  
Jiang Hua, China  
Bernard-Jean Paniel, France

Secretary  
Edgar Biemer, Germany

Thursday, June 28, 2007  
14:15 – 15:45  
C 01 Kuppelsaal

Secondary Rhinoplasty

Keynote Speaker & Chair  
Wolfgang Gubisch, Germany

Chairmen  
Nelson Heller, Brazil  
Gaith Shubailat, Jordan

Secretary  
Eckart Buttler, Germany

- TH 8/1

Anal Incontinente Treatment by Gracilis Muscle Transfer  
Boban Djordjevic, Ljubomir Panajotovic, Jefta Kozarski;  
Serbia and Montenegro
- TH 8/2

Coverage of Enormous Perianal Defects with a Combined  
Free Latissimus Dorsi and Parascapular Flap  
Matthias Reutemann, Thomas Raff, Jan-Christoph Wilms-Jones;  
Germany
- TH 8/3

Deepithelialized, “Turnover Dartos Flap” in Repair  
of Urethral Fistula  
Rajeev Ahuja; India
- TH 8/4

Functional Hypospadias Repair  
Vinay Tiwari; India
- TH 8/5

Penile Construction and Reconstruction of 182 Cases  
with 25-Year Experience  
Jiang Hua, Lin Zi-hao, Yuan Xiang-bin, Zhao Yao-Zhong,  
Zhu Xiao-Hai, Wu Hong, Zhang Jian-lin, Sun Mei-Qing,  
He Qing-lian; China
- TH 8/6

Prefabrication of Free Radial Flap for Urethroplasty  
Knstantin Lipski, Igor Gulyaev, Ruben Adamian;  
Russian Federation
- TH 8/7

Reconstructing Perineal Defects after Ablative Cancer Surgery  
Surajit Bhattacharya, Anil Khanna; India

- TH 8/8

Reconstruction of the Suspensory Ligament of the Penis  
Following Trauma: A Case Report and Literature Review  
Simone Matousek, Anand Deva, Gerry Testa; Australia
- TH 8/9

Ten Years Experience with the Latissimus Dorsi Neurovascular  
Transfer for Treatment of Bladder Acontractility (LDDM)  
Gustavo Sturtz, Milomir Ninkovic, Arnulf Stenzel; Germany
- TH 8/10

The Hemodynamic Features of the Recipient Vessels (IEVT)  
in Free Flap Transplantation in Urogenital Region  
Andrey Istranov, Nikolay Milanov, Ruben Adamyan,  
Vladimir Sadovnikov, Olesya Startseva, Karen Petrosyan;  
Russian Federation
- TH 8/11

The Use of Z-Plasty for Reconstruction of the Short Vagina  
after Total Hysterectomy  
Azzam Farroha, Hala Hanna; Iraq

- TH 9/1

Revision Rhinoplasty.  
Mamagement of Post-Rhinoplasty Deformities  
Gaith Shubailat; Jordan
- TH 9/2

The Split Septal Graft for Nasal Tip Reconstruction  
Michael Baldwin; Australia
- TH 9/3

Reconstruction of Nasal Tip with Double Pennant Flap  
for Tumor Defects  
Maria Angelica Nagahama, Pedro Bistoletti,  
Raul Esteban Laguinge; Argentina
- TH 9/4

Predictable Endonasal Rhinoplasty with a Simple  
Columella-Septal Sleeve Technique  
Tamer Koldas; Turkey
- TH 9/5

Secondary Nansal Obstruction: Treatment with Butterfly Graft  
Hamid Karimi, Nosratollah Boddouhi, Mehdi Deylamipour,  
Pantea Behram; Islamic Republic of Iran
- TH 9/6

Inner Lining – The Key to Nasal Reconstruction  
Helmut Fischer, Wolfgang Gubisch; Germany
- TH 9/7

Unfrequent but Useful Steps in Rhinoplasty  
Isaac Peled; Israel
- TH 9/8

Secondary Rhinoplasty  
Giorgio Bronz; Switzerland

- TH 9/9

Severe Respiratory Dysfunction in a Patient with Relapasing  
Polychondritis: How to treat the Saddle Nose Deformity  
Martin Haug, Oliver Scheufler, Gerhard Pierer, Dirk J. Schaefer;  
Switzerland



Thursday, June 28, 2007  
14:15 – 15:45  
B 08 – B 09

Aesthetic Head and Neck, Ancillary  
Procedures, Refinements

Keynote Speaker & Chair  
Frank Trepsat, France

Chairmen  
Angel Papadopoulos Escobar, Mexico  
Carlos Oscar Uebel, Brazil

Secretary  
Holger Bannasch, Germany

Thursday, June 28, 2007  
14:15 – 15:45  
B 05 – B 07

Craniofacial IV

Keynote Speaker  
Daniel Marchac, France

Chairmen  
Kitaro Ohmori, Japan  
Henri Winters, Netherlands

Secretary  
Milomir Ninkovic, Germany

TH 10/1	Facial Enhancement with Thermage & Small Office Procedures <u>Giovanni Betti-Kraemer</u> ; Mexico	TH 10/8	Flat or Partially Folded Ear Helix: A Congenital Aesthetic Ear Deformity and its Surgical Technique of Treatment <u>Efstathios Lykoudis</u> , G. A. Spyropoulou, C. Michos; Greece
TH 10/2	Percutaneous Collagen Induction Therapy (PCI) - An Alternative Treatment for Scars, Wrinkles and Skin Laxity <u>Matthias Aust</u> , Des Fernandes, Perikles Kolokythas, Hilton Kaplan, Peter-Maria Vogt; Germany	TH 10/9	Otoplasty in Uzbekistan <u>Murod Jafarov</u> , A Yunusov; Uzbekistan
TH 10/3	Subcutaneous Application of a Collagen Matrix in the Aging Mid Face – A Controlled Clinical Study <u>Wiltrud R. Meyer</u> , Rudolf E. Schopf; Germany		
TH 10/4	Mechanical Factors do not Influence the Outcome of Small Facial Scars <u>James A. Bush</u> , J. A. Duncan, J. S. Bond, Tracey Mason, M. W. J. Ferguson, D. A. McGrouther; United Kingdom		
TH 10/5	The Role of Plastic Surgery and Experience in Skin Scar Revision Surgery <u>Sofiane Rimouche</u> , D. Angus McGrouther, Ardie Bayat; United Kingdom		
TH 10/6	Analysis of Keloids and Hypertrophic Scars – Utility of Brachytherapy in Post Traumatic EAR LOBE Keloids <u>K. Mathangi Ramakrishnan</u> ; India		
TH 10/7	Aesthetic Restoration of Congenital Microtia and Traumatic Defects of the Auricle <u>Baktybek Omurzakov</u> , Zifara Abdyrasulova; Kyrgyzstan		

TH 11/1	The Flow – Through Sequentially Linked Free Flaps in Head and Neck Reconstruction <u>Horacio Costa</u> , Horacio Zenha, Luis Azevedo, Armindo Pinto, Maria da Luz Barroso, Cristina Cunha; Portugal	TH 11/7	Dorsalis Pedis Free Flap in Oromandibular Reconstruction <u>Luís Azevedo</u> , Horácio Zenha, Filipe Riobom, João Guimarães, Armindo Pinto, ML Barroso, Cristina Cunha, Horácio Costa; Portugal
TH 11/2	Fasciocutaneous Flaps In Skull Base Reconstruction: A Prospective Clinical Study <u>Dirk Schaefer</u> , Christoph Kunz, Heidrun Baechli, Martin Haug, Claude Jaquiéry, Oliver Scheufler, Gerhard Pierer; Switzerland	TH 11/9	Microsurgical Reconstruction of the Maxillectomy Defect <u>Michael Baldwin</u> ; Australia
TH 11/3	Single Stage Island Pectoralis Major Myocutaneous Flap Repair – The Ultimate Answer for Post Radiation Cricopharyngeal Strictures <u>Sivaperuman Mohankumar</u> , M. Nachiappan, T.L. Vasudevan; India		
TH 11/4	The Video Analysis of the Temporal Muscle. Dynamic Suspension for Oropharyngeal Reconstructions <u>Yumeji Takeichi</u> , Hiroyuki Tada, Satoru Miyasita, Koji Nishihori, Masaya Kato, Mai Ishikawa, Kazuhisa Yokoo; Japan		
TH 11/5	Head and Neck Reconstruction Using Perforator Free Flaps - A Useful Alternative in Difficult Cases <u>Dimitrios Antonopoulos</u> , Dimitra Tsiliboti, Kostas Spyropoulos, Sotirios Papadopoulos, Aris Tsiros, Panos Goumas; Greece		
TH 11/6	Head and Neck Microvascular Reconstruction <u>Ljubomir Panajotovic</u> , Jefta Kozarski, Boban Djordjevic; Serbia and Montenegro		

Thursday, June 28, 2007  
14:15 – 15:45  
A 05 – A 06

Research / Tissue Engineering I

Keynote Speakers & Chairmen  
Yilin Cao, China  
Kotaro Yoshimura, Japan

Chairman  
Julian Pribaz, United States of America

Secretary  
Raymund E. Horch, Germany

Thursday, June 28, 2007  
16:15 – 17:45  
C 01 Kuppelsaal

Hand Injuries

Keynote Speakers  
Javier Enriquez de Salamanca, Spain  
Paul Smith, United Kingdom

Chairmen  
Alexei Borovikov, Russian Federation  
Duncan A. McGrouther, United Kingdom

Secretary  
Michael Greulich, Germany

- TH 12/1

Evaluation of Blood Vessel Ingrowth in Fibrin Gels Subject to Type and Concentration of Growth Factors in the Subcutaneous Implantation Model

Andreas Arkudas, Jimmy Tijiawi, Elias Polykandriotis, Justus P. Beier, Oliver Bleiziffer, Raymund E. Horch, Ulrich Kneser; Germany
- TH 12/2

Ciliary Neurotrophic Factor-Coated Polyglycolic-Polylactic Acid Nerve Conduits to Repair 2.5-cm-Long Canine Tibial Nerve Defects

Zun-Li Shen, Hua Shen, Jing Zhang, Pei-Hua Zhang; China
- TH 12/3

In Vitro Testing of Nano-Engineered Microvascular Grafts

Ruben Yap Kannan, Raymond Tang, E.K. Tan, Peter Butler, Alexander Seifalian; United Kingdom
- TH 12/4

Ectopic Bone Formation In Vitro - Role of Leptin on Extracellular Matrix Mineralization of Cells from Heterotopic Ossifications

Alexander E. Handschin, Omana A. Trentz, Florian Jung, Volker Wedler, Guido A. Wanner, Otmar Trentz, Pietro Giovanoli; Switzerland
- TH 12/5

Scaling-Up the Arteriovenous Loop Model: From Rat to Sheep

Justus P. Beier, Raymund E. Horch, Andreas Hess, Willi A. Kalender, Yiannis Kyriakou, Dirk Labahn, Edith Adamek-Kotowicz, Ulrich Kneser; Germany

- TH 12/6

In Vivo Bioluminescence Imaging of Hair Follicle Stem Cell Derived Schwann Cells in a Nerve Conduit

Marcel F. Meek, Ming S. Ma, J.C.V.M. Copray, G.M. van Dam, H.W.G.M. Boddeke; Netherlands
- TH 12/7

Human Stromal Vascular Spheroids - A Novel Strategy for Adipose Tissue Engineering

Jeremy Wilson, Effie Keriamidaris, Karsten Hemmrich, Anthony Penington, Wayne Morrison; Australia
- TH 12/8

Adipose Derived Stem Cells as a Novel Source of Cell-Based Therapy In Vivo

Hiroshi Mizuno, Cagri Uysal, Morikuni Tobita, Yurie Itoi, Rei Ogawa, Masaki Nambu, Hiko Hyakusoku; Japan

- TH 13/1

Integra as Biomechanical Barrier- Modification of Post-Operative Tendon Adhesion Formation

Dhaval Bhavsar, Lars-Hinrich Evers, Hans-Oliver Rennekampff, Andrew Mahar, Tim Odell, Mayer Tenenhaus; United States of America
- TH 13/2

Preparation and Integration of Nerve Conduits Using a Photochemical Technique

Anne O'Neill, Mark A. Randolph, Kenneth E. Bujold, Irene E. Kochevar, Robert W. Redmond, Jonathan M. Winograd; United States of America
- TH 13/3

Treatment of Scaphoid Nonunion in the Middle Third (Herbert D2) with Conventional Bone Grafting and Screw Fixation: An Analysis of Clinical and Radiological Results

Miriam Müller, Andre Otto, Günter Germann, Michael Sauerbier; Germany
- TH 13/4

Secondary Procedures Following Digital Replantation

Ioan Lascar, D. Zamfirescu, O. Vermesan, S. Popescu, M. Ciupan, D. Totir; Romania
- TH 13/5

Surgical Management in Degloving and Ring Avulsion Amputation Injuries of the Hand and Fingers

Ioan Lascar, D. Zamfirescu, S. Popescu, O. Vermesan, M. Ciupan, D. Totir, G. Lipa, R. Bratianu; Romania
- TH 13/6

Subtotal and Total Degloving Injuries at the Hand

Robert Hierner, Alfred Berger, Eric van den Kerckhoven, Stefaan Nijs; Belgium

- TH 13/7

Ring Avulsion - Who does what? A Review of Literature

Preetha Muthayya, Thangaswamy Sankar; United Kingdom
- TH 13/8

Place of Plastic Surgery in the Treatment of War Wounds of Hand

Ljubomir Panajotovic, Jefta Kozarski, Boban Djordjevic; Serbia and Montenegro
- TH 13/9

Microsurgical Re-Reconstruction of the Posttraumatic Adactylous Hand

Siarhei Miachkouski, Uladzimir Padhaiski, Aleh Stasevich; Belarus

Thursday, June 28, 2007  
16:15 – 17:45  
B 08 – B 09

Hot Topic: Suspension Techniques  
in Facial Rejuvenation

Keynote Speakers  
Woffles Wu, Singapore  
Patrick Tonnard, Belgium

Chairmen  
Mark Jewell, United States of America  
Aldo Mottura, Argentina  
Moris Topaz, Israel

Secretary  
C. Can Cedidi, Germany

Thursday, June 28, 2007  
16:15 – 17:45  
B 05 – B 07

Reconstruction of the Nose /  
Head and Neck III

Keynote Speaker  
Riccardo Mazzola, Italy

Chairmen  
Julio Kirschbaum, Peru  
Paulino Morales, Argentina

Secretary  
Helmut Fischer, Germany

- TH 14/1

The Nordstrom Suture  
Rolf Nordstrom; Finland
- TH 14/2

Lifting of Soft Tissues with Barbed Threads.  
Side Effects, Complications  
Marlen Sulamanidze, George Sulamanidze; Russian Federation
- TH 14/3

Are Buried Absorbable Sutures a Suitable Alternative to  
Removed Non-Absorbable Sutures in Wounds on the Face? –  
A Prospective Randomised Clinical Trial  
Daniel Morritt, Allwin Gnamajebamani, Paul Roblin, T.C. Teo;  
United Kingdom
- TH 14/4

E-PTFE Patch Orbital Septum Strengthening Technique  
in the Oriental Low-Lid Blepharoplasty  
Jian Cheng, Fangzhen Jiang; China
- TH 14/5

Soft Tissues Fixation Improvement in Plastic Surgery  
Vasiliy Hrapach, Vladimir G. Mishalov, Oleg V. Balaban,  
Alexandr N. Grabovoy, Dmitry V. Unukovich; Ukraine
- TH 14/6

Aesthetic Recurrence after Minimal Access  
Cranial Suspension Facelift  
Brent Tanner; United Kingdom
- TH 14/7

Importance of Separations and the Systematic Use of  
Suspensions not Résorbables in the Aesthetic Facial Surgery  
Louis-Philippe Dombard; Belgium

- TH 15/1

Delayed Reconstruction of an Amputated Distal Third of the Nose  
Viktor Trencev, Igor Peev, Gjorge Dzokich, Margarita Peneva;  
Macedonia
- TH 15/2

Modified Texier Mediodorsal Transposition Island Skin Flap  
of the Nose for Ala Nasi Reconstruction. Report of Four Cases  
Marion Delbaere, Thomas Delaporte, Gilles Toussoun,  
Emmanuel Delay; France
- TH 15/3

Our Experience with the Chondro-Cutaneous Tragus  
and Lateral Arm Free Flap for Nose Reconstruction  
Christoph Papp, Wolfgang Michlits, Christian Windhofer,  
Sabine Gruber; Austria
- TH 15/4

Secondary Reconstruction of the Nose  
Eckart Buttler, Wolfgang Gubisch; Germany
- TH 15/5

Starplasty - A New Method of Opening the Blocked Osteum  
Vinay Tiwari, Sujata Sarabhai; India
- TH 15/6

The Lip-to-Tip Flap: A Method to Reconstruct Nasal Tip Defects  
Guy Dowling; Australia
- TH 15/7

Aesthetic and Functional Facial Reconstructions  
Ioan Florescu, Carmen Giuglea, Silviu Marinescu, Ruxandra Mihai,  
Noela Ionescu; Romania
- TH 15/8

Correction of Frontal Deformities with Injections of Calcium  
Hydroxyapatite  
Manuel Chacón-Quirós; Costa Rica
- TH 15/9

Indications and Contraindications in Free Transferred Flaps  
in Plastic Surgery  
Ioan Florescu, Silviu Marinescu, Carmen Giuglea, Noela Ionescu,  
Ruxandra Mihai; Romania
- TH 15/10

Reconstructive Surgery of the Face- Aesthetical  
and Educational Aspects  
Jutta Liebau, Andreas Arens; Germany
- TH 15/11

The Free Lateral Arm Flap: A Versatile Flap for Reconstruction  
in Different Districts of the Body  
Domenico Parisi, L. Annacontini, G. Gozzo, A. Campanale,  
A. Portincasa.; Italy
- TH 15/12

The Reconstruction of Microtia Using a Tissue Expander  
Mai Ishikawa, Yumeji Takeichi, Satoru Miyashita, Koji Nishihori,  
Akiko Semii, Kazuhisa Yokoo, Hiroyuki Tada, Msaya Kato; Japan
- TH 15/13

The Versatility of the Free Vastus Lateralis Muscle Flap  
in Various Reconstructions  
Barbara S. Lutz, Petros Spyriounis; United Kingdom
- TH 15/14

Traumatic Nose and Midface Avulsion: Case Report  
Álvaro Fernández García; Spain
- TH 15/15

Versatility of End-to-Side Arterial Anastomosis in Free Flap  
Transfers for the Head and Neck Reconstruction  
Mutsumi Okazaki, Akihiko Takushima, Hirotaka Asato,  
Kiyonori Harii; Japan

Thursday, June 28, 2007  
16:15 – 17:45  
A 05 – A 06

Research/Tissue Engineering II

Keynote Speaker & Chair  
Mark A. Randolph, United States of America

Keynote Speaker  
Karsten Hemmrich, Germany

Chairpersons  
Laurence Boon, Belgium  
Erkki Tukiainen, Finland

Secretary  
G. Björn Stark, Germany

Friday, June 29, 2007  
09:15 – 10:45  
C 01 Kuppelsaal

Breast Reconstruction I

Keynote Speakers  
Pietro Berrino, Italy  
Jean Yves Petit, France

Chairmen  
Habib B. Albasti, Iraq  
Fabio Santanelli, Italy  
Thomas Schoeller, Austria

Secretary  
Dietmar Ulrich, Germany

- TH 16/1

**New Matrices for Tissue Engineering of Skeletal Muscle**  
Dorothee Klumpp, Elias Polykandriotis, Andreas Arkudas, Ulrich Kneser, Alexander D. Bach, Raymund E. Horsch, Justus P. Beier; Germany
- TH 16/2

**Induction of VEGF Secretion in Embryonal Endothelial Progenitor Cells with Angiogenic Potential in Tissue Engineering**  
Oliver Bleiziffer, Mirjam Metzner, Elisabeth Naschberger, Michael Stürzl, Raymund E. Horsch, Ulrich Kneser; Germany
- TH 16/3

**Prefabrication of Tissue Engineering Constructs: An Experimental Study in Mice**  
Veronika Mandlik, Magdalene Wenzel, Rainer Staudenmaier; Germany
- TH 16/4

**Cultured Human Keratinocytes and Fibroblasts in a Collagen-Elastin-Matrix (Matriderm®) Accelerate Closure of Full-Thickness Wounds in Athymic Nude Mice**  
Matthias Foehn, Ole Welling, Holger Bannasch, G. B. Stark; Germany
- TH 16/5

**Mechanical Analysis of a Tissue-Engineered Composite for Osteochondral Reconstruction**  
Niamh-Anna O'Sullivan, Shinji Kobayashi, Mitum Ranka, Katherine Zaleski, Mark Randolph, Michael Yaremchuk; United States of America

- TH 16/6

**Inducing Functional Arterial and Venous Fate during Embryonic Stem Cell Differentiation**  
Filip Farnebo; Sweden
- TH 16/7

**Engineering of Adipose Tissue by Injection of Human Preadipocytes within Fibrin**  
Nestor Torio-Padron, Niklas Baerlecken, Arash Momeni, Joerg Borges; Germany
- TH 16/8

**Vascular Induction in Hard Matrices as a First Step Towards Bioartificial Vascularized Tissue**  
Elias Polykandriotis, Julia Will, Peter Greil, Raymund E Horsch, Ulrich Kneser; Germany
- TH 16/9

**Wound Bed Regeneration of Non-healing Leg Ulcers by Transplantation of Autologous Fresh Bone Marrow-Impregnated Collagen Matrix: A Clinical Study**  
Sachio Kouraba, Masato Yasuta, Taisuke Sakamoto, Eisuke Uchiyama, Tomoko Kobayashi, Kouichi Honda, Yuhei Yamamoto, Takahiro Kiyohara, Masanobu Kumakiri; Japan

- FR 1/1

**A Study of Psychopathological Outcomes Following Breast Reconstruction after Mastectomy**  
Corrado Rubino, Andrea Figus, Liliana Lorettu, Giampiera Sechi; Italy
- FR 1/3

**A Cost-Utility Analysis Comparing Expander-Implant with Pedicled TRAM Flap for Immediate Breast Reconstruction**  
Gloria Rockwell; Canada
- FR 1/4

**Breast Reconstruction by Plastic Surgeons in the UK, 2006**  
James Henderson, Elaine Sasoon, Breast Reconstruction Group, British Association of Plastic, Reconstructive and Aesthetic Surgeons; United Kingdom
- FR 1/5

**Our Experience with Breast Reconstruction after Cancer Surgery**  
Penelopia Marinescu, Diana Toma, Bogdan-Mihai Marinescu, Radu Ionescu; Romania
- FR 1/6

**130 Consecutive Autologous Tissue Single Stage Breast Cancer Reconstructions**  
Nicolas Guay, Christina Bernier, Siba Haykal; Canada
- FR 1/7

**Are the Results Achieved in Immediate Diep Free Flap Breast Reconstructions After Skin-Sparing Mastectomy Comparable To Delayed Diep Free Flap Breast Reconstructions?**  
Lloyd Nanhekhan; Netherlands

- FR 1/8

**How Improve the Cutaneous Vascular Reliability for Breast Reconstruction after Skin Sparing Mastectomy?**  
Marion Delbaere, Thomas Delaporte, Emmanuel Delay; France
- FR 1/9

**Long-Term Adipose Tissue Engineering - How to Make a Stable Tissue Engineered Breast**  
Michael Findlay, Juergen Dolderer, Nicholas Trost, Anthony Penington, Kenneth Knight, Rik Thompson, Aurora Messina, Wayne Morrison; Australia



Friday, June 29, 2007  
09:15 – 10:45  
B 08 – B 09

Periorbital Surgery

Keynote Speaker  
Glenn Jelks, United States of America

Keynote Speaker & Chairman  
Giovanni Botti, Italy

Chairman  
Elie Abdelhak, Lebanon

Secretary  
Olaf Kauder, Germany

Friday, June 29, 2007  
09:15 – 10:45  
B 05 – B 07

Burns I

Keynote Speaker  
Nelson Piccolo, Brazil

Chairpersons  
Radana Königova, Czech Republic  
Mohammad D. A. Eed, Saudi Arabia

Secretary  
Bernd Hartmann, Germany

- FR 2/1

Reversing Brow Lifts  
Michael Yaremchuk; United States of America
- FR 2/2

How an Ideal Eyebrow and Eye Should Look?  
Two Experiments on Perceived Attractiveness  
Concerning Eyebrow Shape and Eye Axis  
Lukas Prantl, Martin Gründl, Franziska Lichtenegger,  
Marita Eisenmann-Klein; Germany
- FR 2/3

Evaluation of the Late Results of Frontal Endoscopy  
Tautrimas Astrauskas, Saulius Viksraitis, Tautvydas Urbonas;  
Lithuania
- FR 2/4

Refinements in Rejuvenation of the Upper Eyelid Region  
Morten Kveim; Norway
- FR 2/5

Cosmetic Lateral Canthoplasty  
Yongho Shin; Republic of Korea
- FR 2/6

Upper Eyelid Blepharoplasty with Orbicularis Oculi Muscle  
Imbrication and Fat Grafting for Improving Lateral Fullness  
Gusztáv Gulyás; Hungary
- FR 2/7

Rejuvenation of the Infraorbital Region:  
A Subperiostalar Transblepharoplasty Approach  
Andreas Arens, Jutta Liebau; Germany
- FR 2/8

Periorbital Surgery for Rejuvenation  
Tobias Koeppe, Alexander Stoff, Fernando Velasco,  
Dirk F. Richter; Germany

- FR 2/9

The Treatment of Upper-and Lower Lid Retraction –  
Our Experiences after 20 Years  
Dirk F. Richter, Fernando Velasco, Ulrich Fabian, Alexander Stoff,  
Matthias Reichenberger, Tobias Köppe, Evrim Uckunkaya,  
Claudia Attrasch; Germany

- FR 3/1

Burn Injury with Associated Trauma:  
The Greek Experience during the Last Ten Years  
Polyxeni Zapantioti, Stefanos Papadopoulos, Thomais Iconomou,  
George Gremoutis, Dimosthenis Tsoutsos; Greece
- FR 3/2

Managing Burn Victims of Suicide Bombing Attacks:  
Outcomes, Lessons Learned and Changes Made from  
Three Attacks in Indonesia  
Harvey Chim, Woon Si Yew, Colin Song; Singapore
- FR 3/3

Necrotomical Findings in Burn Unit Patients during  
the Last 7 Years  
Othon Kritikos, Myron Tsagarakis, Stefanos Papadopoulos,  
Nikolaos Karakoukis, Thomais Iconomou, Dimosthenis Tsoutsos;  
Greece
- FR 3/4

Role of Canada’s 27 Burn Units in Canada’s Burn  
Care Delivery (A 21-Year Review)  
Charles Snelling; Canada
- FR 3/5

Suicidal Burn Injuries – A Follow-Up  
Adrien Daigeler, Kathrin Hüllmann, Silke Echterhoff,  
Franziska Illes, David Selbach, Marcus Lehnhardt,  
Lars Steintraesser, Hans-Ulrich Steinau; Germany
- FR 3/6

Intra-Abdominal Hypertension & Abdominal Compartment  
Syndrome in Major Burn Patients  
Kah Woon Leo, C. Song, K. C. Tan, B. K. Tan; Singapore

- FR 3/7

Deep Dermic Graft of Scalp: Evaluation of the Results  
of a Preliminary Study of 10 Cases  
Gilbert Zakine, M. Chaouat, J. Pham, J. Luboinski, M. Mimoun;  
France
- FR 3/8

Enzymatic Debridement of Burn Eschar Using Complex  
of Proteolytic Enzymes  
Rytis Rimdeika, Loreta Pilipaityte, Saulius Grigiskis; Lithuania
- FR 3/9

Secondary Vascularized Hairy Flap for Eyebrow  
Reconstruction  
Hiroshi Mizuno, Satoshi Akaishi, Kyoko Kobe, Shimpei Ono,  
Rei Ogawa, Hiko Hyakusoku; Japan

Friday, June 29, 2007  
09:15 – 10:45  
A 05 – A 06

Head and Neck Reconstruction I

Keynote Speakers  
Julian Pribaz, United States of America  
David Soutar, United Kingdom

Chairmen  
Dimitre Evstatiev, Bulgaria  
Marco Lorenzini, Italy  
Tariq Saeed, Bahrain

Secretary  
Norbert Pallua, Germany

Friday, June 29, 2007  
11:15 – 12:45  
C 01 Kuppelsaal

Breast Reconstruction II

Keynote Speaker  
Carl Hartrampf, United States of America

Keynote Speakers & Chairpersons  
Hilton Becker, United States of America  
Gino Rigotti, Italy

Chairperson  
Maria Deutinger, Austria

Secretary  
Alberto Peek, Germany

- FR 4/1

200 Consecutive Free Flaps for Head & Neck Reconstruction: Appraisal of their Indications

Horácio Costa, Cristina Cunha, Maria Luz, Armindo Pinto, Luís Azevedo, Horácio Zenha; Portugal
- FR 4/2

A Surgical Treatment of Severe Late Posttraumatic Enophthalmos Using Sliced Costal Cartilage Chip Grafts

Yukiko Nishi, Kensuke Kiyokawa, Koichi Watanabe, Hideaki Rikimaru, Toshihiko Yamauchi; Japan
- FR 4/3

Combined Reconstruction Using Free Jejunum Grafts and Upper Thoracic Flaps for Secondary Defects of Cervical or Upper Thoracic Esophagus

Yojiro Inoue, Kensuke Kiyokawa, Hideaki Rikimaru, Koichi Watanabe, Hiromasa Fujita, Susumu Sueyoshi; Japan
- FR 4/4

Expanded Subdermal Vascular Network Flap with the Perforators

Jian Hua Gao, Xiao Jun Liu, Feng Lu, Hui Zhu, Hiko Hyakusoku, Rei Ogawa; China
- FR 4/5

Extended Head and Neck Defect Reconstruction Using a Free Anterolateral Thigh Fasciocutaneous Flap and Porous Polyethylene Implant

Dimitra Tsiliboti, Dimitrios Antonopoulos, Fotis Tzortzidis; Greece
- FR 4/6

Face and Neck Scar Contracture Reconstruction Using Perforator Supercharged “Super-Thin Flap”

Rei Ogawa, Hiko Hyakusoku, M. Murakami, S. Ono; Japan

- FR 4/7

Free Flap Reconstruction of Upper Lip

Kresimir Bozikov, Andrej Repez, Zoran Arnez; Slovenia
- FR 4/8

Functional Reconstruction of the Trachea. Prefabricated Chondromuscular Flap

Jorge Orlando Guerrissi, Jorge Antonio Guerrissi; Argentina
- FR 4/9

Reconstruction of the Eyelids after the Injury and the Excision of Tumors

Boban Djordjevic, Ljubomir Panajotovic, Jefta Kozarski; Serbia and Montenegro
- FR 4/10

Results of the Application of a Prefabricated Cartilaginous-Cutaneous Forearm Flap for Tracheal Reconstruction

Olga Shimbireva, N. O. Milanov, E. I. Trofimov, A. S. Zelanin, V. D. Parshin; Russian Federation
- FR 4/11

Timing of Surgery after Adjuvant Radiotherapy in Head and Neck Free Flap Reconstructions – A Study of Postoperative Complications

Martin Halle, Ingrid Bodin, Claes Arnander; Sweden

- FR 5/1

A Multicentric Study of the Outcome of Breast Reconstruction Using Anatomic Becker Implants in 204 Patients

Nicolò Scuderi, Gianvittorio Campus, Corrado Rubino, Carmine Alfano, Marco Mazzocchi, Stefano Chiummariello, Antonella Puddu; Italy
- FR 5/2

Immediate Breast Reconstruction with Silicone Implants: Complications

Flavio Nogueira, Marcio Paulino Costa, Mario Rietjens, Jean Yves Petit; Brazil
- FR 5/3

Breast Reconstruction with Expander and Silicone Implants. A 20 Year Experience

Ioanna Marina Sofianou, Papaioannou K., Palmos P., Petrakopoulou Th., Kouppas A., Yiacooumettis A.; Greece
- FR 5/4

Becker Expander-Prostheses in Combination with a Latissimus Flap for Breast Reconstruction. Still a Valuable Technique in the Era of Perforator Flaps?

Rupert Koller, Stefan Gaerner, Ingrid Schlenz, Rafic Kuzbari; Austria
- FR 5/5

The Autologous Breast Reconstruction and Breast Augmentation with the Free Fascio-Cutaneous Infragluteal Flap (FCI)

Christoph Papp, Christian Windhofer, Wolfgang Michlits, Sabine Gruber; Austria

- FR 5/6

Breast Volume Reconstruction by Lipomodeling Technique

Thomas Delaporte, Gilles Toussoun, Marion Delbaere, Raphael Sinna, Emmanuel Delay; France
- FR 5/7

The Combination of Different Shaped, Partially or Totally Burried Latissimus Dorsi Myocutaneous Flaps with a Modified Thoracodorsal Flap for Breastreconstruction

Burkhard Miericke; Germany
- FR 5/8

The “True T Tlap” for Nipple Reconstruction

Peter Palmos, Sofianou I., Papaioannou K., Stavropoulou V., Kouppas A., Yiacooumettis A.; Greece
- FR 5/9

Analysis of Patient Satisfaction and Donor Side Morbidity after Different Types of Breast Reconstruction

Heike Ch. Benditte-Klepetko, Daniela Hoch, Nina Gösseringer, Franz-Josef Nierscher, Maria Deutinger; Austria

Friday, June 29, 2007  
11:15—12:45  
B 08—B 09

Aesthetic Facial Conturing Surgery

Keynote Speakers  
Yu-Ray Chen, Taiwan, Republic of China  
Edward Terino, United States of America  
Michael Yaremchuk, United States of America

Chairmen  
Ewaldo Bolivar, Brazil  
Satoru Nagata, Japan

Secretary  
Caius Radu, Germany

Friday, June 29, 2007  
11:15—12:45  
B 05—B 07

Burns II

Keynote Speaker & Chair  
K. Mathangi Ramakrishnan, India

Chairpersons  
Mohammed Rida-Franka, Libyan Arab Jamahiriya  
Fiona Wood, Australia

Secretary  
Peter Mailänder, Germany

- FR 6/1

Facial Skeleton Framework and Soft Tissues in Facial Aesthetics

Marketa Duskova; Czech Republic
- FR 6/2

Facial Bone Contouring Surgery for Orientals

Yoshiaki Hosaka, Yasuyoshi Tosa, Koichi Kadamatsu; Japan
- FR 6/3

The Cheekbone: Dynamic and “Anti-Aging” Structure of the Midface?

Jacques Zufferey; Switzerland
- FR 6/4

Calcium Hydroxyapatite as Treatment for Facial Lipotrophy

Manuel Chacón-Quirós; Costa Rica
- FR 6/5

Objective Quality Assurance in Plastic Surgery Using Three-Dimensional Surface Imaging

Laszlo Kovacs, Maximilian Eder, Andreas Müller, Mathias Endlich, Nikolaos Papadopoulos, Edgar Biemer; Germany
- FR 6/6

Greater Omentum Free Flaps for Aesthetic Soft Tissue Augmentation

Raymund E. Horsch, Ulrich Kneser, Thomas Horbach, Juergen Kopp, Alexander D. Bach; Germany
- FR 6/7

The Role of Glabella Augmentation for Oriental Rhinoplasty

Keizo Fukuta, Haruo Oguchi, Yuji Nakanishi; Japan

- FR 7/1

The Impact of Cardiovascular Sequelae as a Negative Prognostic Factor in Burn Unit Patients during the Last 7 Years

Myron Tsagarakis, Othon Kritikos, Stefanos Papadopoulos, Eugenia Kyriopoulou, Thomais Iconomou, Dimosthenis Tsoutsos; Greece
- FR 7/2

Propranolol Attenuates Cardiac Function, Cytokine Profile and Infection Rate in Pediatric Burn Patients

William Norbury, Ludwik Branski, Marc Jeschke, Gabriela Kulp, David Herndon; United States of America
- FR 7/3

The Cellulose Dressing (Veloderm®): Application in Burned Patients

Helio Ricardo Nogueira Alves, Paulo Cesar Cavalcante de Almeida, Denise Vieira Santos, Marcus Castro Ferreira; Brazil
- FR 7/4

Sprayed Cultured Epithelial Autografts for Deep Dermal Burns of the Face and Neck

Christian Ottomann, Bernd Hartmann, Aline Ekkernkamp, Christa Johnen, Markus V. Küntscher; Germany
- FR 7/5

Integra™ for Primary Burn Reconstruction in Severely Burned Children

Ludwik K. Branski, David N. Herndon, Clifford Pereira, Ronald P. Mlcak, Mario M. Celis, Jong O. Lee, Arthur P. Sanford, William B. Norbury, Marc G. Jeschke; United States of America

- FR 7/6

Severe Burn Contratures in Developing Countries — A Challenge for Experienced Plastic Surgeons Working with INTERPLAST

André Borsche, Rémy Zilliox, Nuri Alamuti, Andreas Settje, Hubertus Tilkorn, Gottfried Lemperle; Germany
- FR 7/7

The Efficacy of Recombinant Human Activated Protein C (Xigris) for the Healing Process and Morbidity of Patients with Severe Burns

Thomais Iconomou, Myron Tsagarakis, Apostolos Papalois, Stefanos Papadopoulos, Polyxeni Zapantioti, Dimosthenis Tsoutsos; Greece
- FR 7/8

The Use of Matriderm® in the Setting of Early Necrectomy and One-Stage Split-Thickness Grafting in Deep and Joint-Associated Burns

Henning Ryssel, Günter Germann, Markus Öhlbauer; Germany
- FR 7/9

Protective Effect of Low Energy ERCHONIA Laser in Ischemic Zone of Burn Wound

Lars-Hinrich Evers, Dhaval Bhavsar, Hans-Oliver Rennekampff, Bruce Potenza, Marek Dobke, Mayer Tenenhaus; United States of America

Friday, June 29, 2007  
11:15 – 12:45  
A 05 – A 06

Head and Neck Reconstruction II

Keynote Speaker & Chair  
Giorgio De Santis, Italy

Chairmen  
Pius Agbenorku, Ghana  
Nicos Constantinou Mantas, Cyprus

Secretary  
Detlev Hebebrand, Germany

Friday, June 29, 2007  
14:15 – 15:45  
C 01 Kuppelsaal

Breast Reconstruction III

Keynote Speakers & Chairmen  
Bob Allen, United States of America  
Fabio Santanelli, Italy

Chairman  
Richard D’Amico, United States of America

Secretary  
Uwe von Fritschen, Germany

- FR 8/1

**Combination of Free Flaps and Porous Polyethylene Implants in Head and Neck Reconstructive Microsurgery**  
Dimitra Tsiliboti, Dimitrios Antonopoulos, Alexis Triantopoulos, Vassilios Sarris; Greece
- FR 8/2

**Free Thin Scapular Flap**  
Koji Nishihori, Ayuko Kono, Yumezi Takeichi, Kazuhiro Yokoo, Sintaroh Asai, Takashi Katoh, Yukiyasu Hiramatsu; Japan
- FR 8/3

**Non-Expander’s Tissue Expansion: A “Silicone Suture” Technique for Repairing Soft-Tissue Defects**  
Jincai Fan, Jiping Wang; China
- FR 8/4

**Reconstruction of Hypopharynx and Cervical Oesophagus**  
S. Bhattacharya, Ashok Bagchi, S.C. Mishra; India
- FR 8/5

**Reconstruction of the Lower Lip with Free Gracilis Muscle Flap and Expanded Hair-Bearing Scalp Flap**  
Horacio Zenha, L. Azevedo, F. Riobom, J. Guimarães, A. Pinto, M. Luz Barroso, C. Cunha, H. Costa; Portugal
- FR 8/6

**Speech Rehabilitation Following Pharyngolaryngo-Esophagectomy with Long Term Follow-Up: Reconstruction of Phonation Using a Free Jejunal Graft**  
Hiroyuki Sakurai, Motohiro Nozaki, Taro Kono, Yuji Kikuchi; Japan

- FR 8/7

**Surgical Treatment of Lower Eyelid Retraction Related to Graves’ disease - A Comparative Study to Evaluate the Benefit of Different Lower Eyelid Spacers**  
Matthias Reichenberger, Alexander Stoff, Fernando Velasco, Tobias Koeppel, Dirk F. Richter; Germany
- FR 8/8

**The Reverse Perfused Temporal Flap - A Lipocutaneous Flap for Defects of the Upper Face**  
Horst Schuster, Frank Busse, Astrid Loos, Alberto Peek; Germany
- FR 8/9

**Use of a Chimeric Scapular-Latissimus Free Flap to Manage Impending Mandible Plate Extrusion**  
Matthew Choi, T.E.J. Hayakawa; Canada

- FR 9/1

**Breast Reconstruction, Pre-Mastectomy**  
Alfonso Gomez Jimenez; Canada
- FR 9/2

**Oncologic Safety and Microsurgical Success Rate of Autologous Breast Reconstruction Following Mastectomy for Invasive Breast Cancer by Free Flaps**  
Zoran M. Arnez, Marko Snoj, Nina Suvorov, Andrej Repež, Tine Arnez; Slovenia
- FR 9/3

**Preoperative Imaging for DIEP Perforator Flaps: A Comparative Study of CT Angiography and Doppler Ultrasound**  
Warren Rozen, Timothy Phillips, Mark Ashton, Damien Stella, Robert Gibson, G. Ian Taylor; Australia
- FR 9/4

**Perfusion Zones of the DIEP and the SIEA Flap: A Clinical Evaluation of the Vascular Territories of the Superficial and Deep Inferior Epigastric System**  
Charlotte Holm-Mühlbauer, Milomir Ninkovic; Germany
- FR 9/5

**Free TRAM Flap Breast Reconstruction Using In-Flap Vascular Augmentation Technique**  
Akiko Eto, Hiroyuki Ohjimi, Taro Makino, Takuto Oyama, Kunio Sakai, Kenji Yamazumi, Akiko Otsuka; Japan

- FR 9/6

**The Use of Internal Mammary Perforator Branches as a Recipient Site for Immediate and Delayed Breast Reconstruction with Perforator Flaps**  
Thomas Benson, Alexandre M. Munhoz, Eduardo Gustavo Arruda, Eduardo Montag, Cláudia Aldrighi, Leandro Pellarin, Klaus Fells, Rolf Gemperli, Marcus C. Ferreira, Breast Reconstruction Group; Brazil
- FR 9/7

**Immediate Bilateral Breast Reconstruction with Latissimus Dorsi and Implants – A Time Saving Procedure**  
Rony Moscona, Lucian Fodor; Israel
- FR 9/8

**Experiences with More than 200 Breast Reconstructions Using Free DIEP or Fascia Sparing TRAM-Flaps as an Integral Therapy Option in Duesseldorf Breast Cancer Center**  
Simone Hellmann, Beatrix Munder, Christoph Reis, Philipp Behrendt, Werner Audretsch, Christoph Andree; Germany
- FR 9/9

**Is the Risk of TRAM/DIEP Flap Breast Reconstruction in Obese Women Overstated?**  
Rieka Taghizadeh, Sarah Massey, Chetan Patel, Charles Nduka, John Pereira; United Kingdom

Friday, June 29, 2007  
14:15 – 15:45  
B 08 – B 09

Chest and Abdominal Wall  
Reconstruction

Keynote Speaker & Chair  
Christoph Papp, Austria

Chairmen  
Jozef Fedeles, Slovakia  
Gusztáv Gulyás, Hungary

Secretary  
Klaus Plogmeier, Germany

Friday, June 29, 2007  
14:15 – 15:45  
B 05 – B 07

Burns III

Keynote Speaker  
Peter Davenport, United Kingdom

Chairmen  
Pavel Brychta, Czech Republic  
Kim Chin Whan, Republic of Korea

Secretary  
Michael Sauerbier, Germany

- FR 10/1

A New Classification of Post-Sternotomy Wound Infection with Emphasis on the Reconstructive Options

Rado Zic, Sanda Stanec, Zlatko Vljacic, Srecko Budi, Franjo Rudman, Zdenko Stanec; Croatia
- FR 10/2

Classification and Repair of Abdominal Wall Defects

Grady Core; United States of America
- FR 10/3

Complex Abdominal Wall Reconstructions

Lubomir Lembas, Józef Jethon; Poland
- FR 10/4

Functional Reconstruction and Repair of the Abdominal Wall after Large Incisional Hernia

Bianca Baican, U. v. Fritschen, G. Holle, K. Exner; Germany
- FR 10/5

Immediate Reconstruction with Latissimus Dorsi Flap, Mesh and Methylmetacrylate for a Chest Wall before Resection of Askin Tumor

Maria Elsa Meza Britez; Paraguay
- FR 10/6

Internal Mammary Artery Perforator (IMAP) Flap for Chest Wall Reconstruction

Masaki Takeuchi, Kenji Sasaki, Hiroyuki Sakurai, Motohiro Nozaki; Japan
- FR 10/7

Internal Mammary Artery Perforator Axis Propeller flap for Chest Wall Reconstruction

Tetsuji Uemura, Kazuyuki Masumoto; Japan
- FR 10/8

Lipomodeling as an Alternative Technique for the Correction of Pectus Excavatum Deformities

Thomas Delaporte, Sophie Carton, Marion Delbaere, Gilles Toussoun, Emmanuel Delay; France

- FR 10/9

Serial Reconstruction of the Radiated Thoracic Wall with DIEP-Flap after Tissue Expansion

Tabitha Wronka, Mario Marx, Julia Becker, Steffen Handstein; Germany
- FR 10/10

Staged Reconstruction of Sternal Defects after Osteomyelitis with the Aid of Vacuum Assisted Closure Therapy

Onno Frerichs, Simone Brüner, Hisham Fansa; Germany
- FR 10/11

The Combination Technique for Covering a Large Upper Body Tissue Defect

Yuri Vasilev, Sergei Vasilyev, Igor Vasilyev, Vyacheslav Vasilyev; Russian Federation
- FR 10/12

The Pectoralis Muscle Flap for Treatment of Sternal Osteomyelitis - A Long Term Follow-Up

Adrien Daigeler, Heinz-Herbert Homann, Aline Sebastian, Marcus Lehnhardt, Ole Goertz, Lars Steintraesser, Werner Pennekamp, Hans-Werner Duchna, Hans-Ulrich Steinau; Germany
- FR 10/13

The Use of Vascularised Bone in Spinal Reconstruction

Henri Winters, Anneke Van Engeland, Paul Wuisman; Netherlands
- FR 10/14

Thoracoabdominal Reconstruction with Umbilicoplasty in Cantrell's Syndrome

Mikio Kinoshita, Susam Park, Shiho Ueno, Tomohiro Shiraishi; Japan
- FR 10/15

Thoracomyoplasty in Patients without Latissimus Dorsi Muscle

Paul Ch. Fuchs, Horia Sirbu, Andrzej Piatkowski, Norbert Pallua; Germany

- FR 11/1

Burns Caused by Ionizing Radiation. Diagnosis and Treatment

Armando Pomerane, Mercedes Portas, Perez Maria del Rosario; Argentina
- FR 11/2

Ring Burns - Preventable Work Related Injury

Catherine Lau, Sukh Rayatt, Yvonne Wilson; United Kingdom
- FR 11/3

Post Burn Microstomia in Enugu, Nigeria - A System of Classification

Richard Nnabuko, Peter Olaitan; Nigeria
- FR 11/4

Burns Associated With Plaster Of Paris Splints

Nicole Yap, Stephen Fischer; Australia
- FR 11/5

Quantifying Circulating Cell-Free Plasma RNA and DNA in Patients with Burns: Future Applicability in Acute Thermal Injury

Andreas Fox, Shira Gal, Adrian Harris; United Kingdom
- FR 11/6

Epidermal Apoptosis - Role in Progression of Burn Injury in Zone of Stasis

Dhaval Bhavsar, Lars H. Evers, Bruce Potenza, Hans-Oliver Rennekampff, Mayer Tenenhaus; United States of America
- FR 11/7

Biocompatibility of a D,L Lactid, Caprolacton Membrane: In Vitro Testing for Burn Treatment

Hans-Oliver Rennekampff, Sonja Nolte, Weiguo Xu, Hans-Peter Rodemann; Germany

- FR 11/8

A Rapid Mobilisation of Endothelial Progenitor Cells to the Circulation Correlates with Angiogenic Cytokines and Severity of Injury in Burns Patients

Andreas Fox, John Smythe, Sue Watt, Duncan A. McGrouther, Adrian L. Harris; United Kingdom
- FR 11/9

Pharmacological Modulation of Wound Healing in Experimental Burns

Bishara S. Atiyeh, Abdo Jurjus, Inaya M. Abdallah, Rosalyne A. Jurjus, Shady N. Hayek, Marlene Abou Jaoude, Alice Derges, Rania Tomeh; Lebanon



Friday, June 29, 2007  
14:15 – 15:45  
A 05 – A 06

Therapy of Vascular Skin Lesions

Keynote Speakers & Chairmen  
Peter Berlien, Germany  
Chantal van der Horst, Netherlands

Chairman  
Norman Olbourne, Australia

Secretary  
Susan Fenner, Germany

Friday, June 29, 2007  
16:15 – 17:45  
C 01 Kuppelsaal

Breast Malformations

Keynote Speakers  
Tom Biggs, United States of America  
Moustapha Hamdi, Belgium

Chairmen  
Giorgio Bronz, Switzerland  
Anil Madaree, South Africa  
Jan G. Poell, Switzerland

Secretary  
Dennis von Heimburg, Germany

- FR 12/1

**Vascular Malformations – Can We Give a Preference to One of the Various Treatment Options?**

Maria Wiedner, Stephan Spendel, Gabriela Wittgruber, Manuela Aschauer, Erich Klein, Bengt Hellbom, Erwin Scharnagl; Austria
- FR 12/2

**Which Periorbital Haemangiomas Need Early Treatment to Preserve Vision?**

Russell Bramhall, Ken Stewart, Awf Quaba; United Kingdom
- FR 12/3

**Intralesional Bare Fibre Nd: YAG Laser Treatment of Voluminous Haemangioma and Vascular Malformations**

Klaudia Knerl, Thomas Hintringer, Andreas Hillisch, Dieter Steinmassl, Bekir Slipac, Georg M. Huemer; Austria
- FR 12/4

**Consumptive Coagulopathy in Venous Malformations: When and How to Treat it?**

Laurence Boon; Belgium
- FR 12/5

**Treatment of Large Venous Malformations (Cavernous Hemangiomas) and Lymphangiomas of Face**

Radmilo Roncevic; Serbia and Montenegro

- FR 13/1

**A Quantitative 3-D Assessment and Planning of Breast Reconstruction of the Poland’s Syndrome**

Maximilian Eder, Andreas Müller, Mathias Endlich, Sofia Stergioula, Nikolaos Papadopoulos, Edgar Biemer, Laszlo Kovacs; Germany
- FR 13/2

**Poland Syndrome, Different Approaches in Different Deformities**

Maziar Shafighi, Eva Majdak-Paredes, Fazal Fatah; United Kingdom
- FR 13/3

**Correction of Parietal and Breast Deformity in a Poland’s Syndrome Using the Lipomodeling Procedure: About 9 Cases**

Raphael Sinna, Khaled Chekaroua, Gilles Toussoun, Thomas Delaporte, Marion Delbaere, Emmanuel Delay; France
- FR 13/4

**Long-Term Outcome Following Reconstructive Surgical Treatment in Poland Syndrome Patients**

Nikolaos A. Papadopoulos, Sofia Stergioula, Hamid Teymouri, Maximillian Eder, Christoph Hoehnke, Peter Herschbach, Gerhardt Heinrich, Laszlo Kovacs, Edgar Biemer; Germany
- FR 13/5

**Further Follow Up of Modified Periareolar Mammoplasty for Treatment of Gynaecomastia**

Vimla Rajan, Ruchika Rajan; India

- FR 13/6

**Etiology, Surgical Management and Outcome in Gynaecomastia – Is there a Difference between Bilateral and Unilateral Cases?**

Franck M. Leclère, Marcus Spies, Andreas Gohritz, Kay H. Busch, Peter M. Vogt, Mamma, Franck M. Leclère, Marcus Spies, Andreas Gohritz, Kay H. Busch, Peter M. Vogt; Germany
- FR 13/7

**Surgical Therapy of Gynecomastia – A 10-Year Analysis**

Alexander Handschin, Damien Bietry, Rolf Hüsler, Andrej Banic, Mihai A. Constantinescu; Switzerland
- FR 13/8

**Surgical Management of Tuberous Breast Using Anatomical Implants**

Nimrod Friedman; Israel

Friday, June 29, 2007  
16:15 – 17:45  
B 08 – B 09

Pressure Sores

Keynote Speaker & Chairman  
Louis Vasconez, United States of America

Chairpersons  
Milada Francú, Czech Republic  
Moris Topaz, Israel

Secretary  
Johannes C. Bruck, Germany

Friday, June 29, 2007  
16:15 – 17:45  
B 05 – B 07

Scar Treatment II

Keynote Speaker & Chair  
Mark Ferguson, United Kingdom

Chairmen  
Hilal Nahel, Syrian Arab Republic  
Nobuyuki Shioya, Japan

Secretary  
Guido Graf Henckel v. Donnersmarck, Germany

- FR 14/1

An Assessment Tool to Evaluate the Risk of Surgery in Patients with Pressure Sores: Usefulness of an Orthopedic POSSUM Scoring System

Masakazu Kurita, Shigeru Ichioka, Kouhei Umekawa, Yuichiro Suzuki, Yoshio Oshima, Norihiko Ohura, Kiyonori Harii; Japan
- FR 14/2

Clinical Applications of Various Flaps in Multiple Sores

Jin Wang Kim, Joung Ok Lee; Republic of Korea
- FR 14/3

Cutaneo - Adipose Flaps on Perforating Arteries in Combination with Pulsed Galvanic Stimulation (PGS) to Enhance Treatments of 3rd, – 4th Degree Decubitus Ulcers

Argentina Vidrascu, Alexandru Georgescu; Romania
- FR 14/4

Incidence and Treatment of Pressure Sores in Brazi: 77 Cases Experience

Flavio Nogueira, Marcio Paulino Costa, Fabio P. P. Costa, Gustavo Sturtz, Marcus C. Ferreira, Tarcísio E. P. Barros Filho; Brazil
- FR 14/5

Modern Concepts in Soft Tissue Reconstruction after Ischial and Sacral Pressure Ulcers: Infragluteal and Gluteal Perforator Flaps

Oliver Scheufler, Dirk J. Schaefer, Martin Haug, Gerhard Pierer, L. Scott Levin, Detlev Erdmann; Switzerland

- FR 14/6

Negative Pressure-Assisted Wound Therapy (NPT): Basic Research and Physiologic Response

Moris Topaz, Rajeev Ahuja, Sameek Bhattacharya, Nimrod Ron, Ashish Raj; Israel
- FR 14/7

Our Experiences in the Treatment of the Pressure Sores

Ljubomir Panajotovic, Boban Djordjevic, Vladislav Krstic; Serbia and Montenegro
- FR 14/8

Successful Interdisciplinary Management of Pressure Sores: The Team Approach of Plastic Surgery and Rehabilitation Medicine

Dominik Schmid, Mirjam Zweifel-Schlatter, Miodrag Savic, Daniel Kalbermatten, Michael Baumberger, Gerhard Pierer; Switzerland
- FR 14/9

Surgical Management of Pressure Ulcers and Skin Elasticity

Milada Francú, Petr Sin; Czech Republic
- FR 14/10

The Surgical Treatment of Decubitus Ulcers in Sacral and Trochanteric Area - Our Experience

G. Lazovic, Milan Filipovic, G. Acimovic, D. Novakovic, T. Filipovic; Serbia and Montenegro

- FR 15/1

Evolution of Acute Burn Wound to Normal Scar and its Variants – Modulation Strategies in the Management

K. Mathangi Ramakrishnan; India
- FR 15/2

Skin Changes, the Best Results at Treatment of Post Burn Hypertrophic and Keloid Scars

Nosratollah Boddouhi, Karimi Hamid; Islamic Republic of Iran
- FR 15/3

Treatment of Cervical Post Burn Contracture with Conventional and Pre-Expanded Free Groin Flap

Ulf Dornseifer, Gustavo Sturtz, Milomir Ninkovic; Germany
- FR 15/4

Preexpanded Scapular-Parascapular Free Flap in the Severe Postburn Neck Contracture Treatment

Jefta Kozarski, Boban Djordjevic, Ljubomir Panajotovic; Serbia and Montenegro
- FR 15/5

Extended Temporo-Parietal Flap for Forehead, Midface and Nose Reconstruction after Severe Burn Injury - A Case Report

Vitalie Stan, Nicolae Antohi, Natalia Marcenco Untila; Romania
- FR 15/6

Microsurgical Reconstruction of Post Burn Neck Deformities with Free Anterolateral Thigh Flap

Gean Scopel, Rodrigo Barreiros, José Faria, Marcus Ferreira; Brazil
- FR 15/7

Acne Inversa: Treatment of Extensive Wounds in a Burns Unit

Florian Jung, Merlin Guggenheim, Urs Hug, Alexander Handschin, Abed Jandali, Walter Künzi, Pietro Giovanoli; Switzerland

- FR 15/8

Aesthetic Restoration of Giant Scalp Alopecia after Burn with a Tissue Expander

Jincai Fan; China
- FR 15/9

Low Pressure Vacuum Massage (UVM) – A New Treatment Modality to Improve Scar Development after Burn Injury

Henrik Menke, Niels Dohse, K. Sunan, Regina Heess; Germany

Friday, June 29, 2007  
16:15 – 17:45  
A 05 – A 06

Surgery of Skin Lesions

Keynote Speakers  
Beatriz Berenguer, Spain  
Jutta Liebau, Germany

Chairmen  
Paolo Persichetti, Italy  
Erwin Scharnagl, Austria

Secretary  
Albrecht Krause-Bergmann, Germany

Saturday, June 30, 2007  
09:15 – 10:45  
C 01 Kuppelsaal

The Future of Plastic Surgery

Keynote Speaker & Moderator  
Marita Eisenmann-Klein, Germany

Keynote Speakers  
Roxanne Guy, Australia  
Daniel Marchac, France  
Bryan Mendelson, Australia  
R. Barrett Noone, United States of America  
Kirill Pshenishnov, Russian Federation  
Rod Rohrich, United States of America

Secretary  
Rolf-Rüdiger Olbrisch, Germany

- FR 16/1

Prevalence of Malignant Skin Tumors in Childhood at the Hospital for Sick Children

Tatiana Cypel, Vijith Vijayaskaran, Gino Somers, Ronald Zuker; Canada
- FR 16/2

The Diagnosis and Management of Sebaceous Carcinoma – An Australian Experience

Rohit Kumar, Michael Dowd, Raghwa Sharma; Australia
- FR 16/3

Microscopic Margins and Results of Surgery for Dermatofibrosarcoma Protuberans

Pentscho Popov, Tom Böhling, Sirpa Asko-Seljavaara, Erkki Tukiainen; Finland
- FR 16/4

The Use of Histopathological Studies in the Prediction of Keloid Prognosis

Kian Tjon Tan, Nigam Shah, Susan A Pritchard, Duncan Angus McGrouther, Ardeshir Bayat; United Kingdom
- FR 16/5

Skin Squamous and Basal Cell Carcinomas in Patients with Renal Transplantation, Al-Karama Teaching Hospital, 2001-2006

Sarmad Ayob; Iraq
- FR 16/6

Vascular Invasion is an Early Event in Merkel Cell Carcinoma

Heli Kukko, Virve Koljonen, Erkki Tukiainen, Caj Haglund, Böhling Tom; Finland

- FR 16/7

Reconstruction of the Face after Tumor Exzision- A One Stage Procedure?

Ute Schmidbauer, Christine Koschyk, Bernd Rieck; Germany
- FR 16/8

Association of Human Leukocyte Antigen - Class 2 in Patients with Basal and Squamous Cell Carcinoma

Rania Bakry, Mohamed Elshazly; Egypt
- FR 16/9

Surgical Treatment of Basal Cell Carcinoma of the Nose and the Periorbital Region

Dimitre Evstatiev; Bulgaria

- Marita Eisenmann-Klein

IPRAS Visions
- Roxanne Guy
- Daniel Marchac

The Future of Plastic Surgery
- Bryan Mendelson

The Future of Cosmetic and Aesthetic Surgery
- R. Barrett Noone

Education and Certification in Plastic Surgery in the United States: A View of the Future
- Kirill Pshenishnov

National and International Parallels in the Past, Present and Future of Plastic Surgery
- Rod Rohrich

The Future of Plastic Surgery - Cosmetic vs. Reconstruction Polarization

Saturday, June 30, 2007  
09:15—10:45  
B 08—B 09

Aesthetic Face

Keynote Speaker & Chair  
Tim Marten, United States of America

Chairman  
Arnaldo Miro, Brazil

Secretary  
Dirk Richter, Germany

Saturday, June 30, 2007  
09:15—10:45  
B 05—B 07

Liposuction and Lipofilling, Complications

Keynote Speakers & Chairmen  
José Guerrerosantos, Mexico  
Roger Khouri, United States of America

Chairman  
Michele Zocchi, Italy

Secretary  
Franziska Ulrich, Germany

- SA 1/1

Difficult Fatty Necks

[Aldo Mottura](#); Argentina
- SA 1/2

The Cervicomental Deep-Plane-Facelift of Eder

[Hermann Lampe](#), Marianne Wolters; Germany
- SA 1/3

Facelift under Local Anaesthesia: 32 Years Experience

[Vimla Rajan](#); India
- SA 1/4

Endoscopic Approach to the Midface in Different Face Lift Techniques

[Saulius Viksraitis](#), Tautrimas Astrauskas; Lithuania
- SA 1/5

Face-Lift with Extensive SMAS-Dissection, Short Retro Auricular Scar and Limited Skin Undermining

[Jürgen Holle](#); Austria
- SA 1/6

Face Lift with Harmonic Scalpel®: A New Era in Plastic Surgery

[Manuel Chacón-Quirós](#); Costa Rica
- SA 1/7

SMAS Graft in the Naso Labial Fold

[Wilfredo Calderon](#), Patricio Leniz, Daniel Calderon; Chile
- SA 1/8

Current Personal Concepts and Techniques in Facelifting

[Michael Schefflan](#); Israel

- SA 2/1

Non-Invasive Body Contouring by Focused Ultrasound

[Michael Schefflan](#), Michael Feinerman; Israel
- SA 2/2

Ultrasonic Mega-Lipoplasty

[Michele Zocchi](#), Francesca Zuliani; Italy
- SA 2/3

Waterjet Assisted Bodycontouring - Not Only a New Method, but a New Concept for Liposuction

[Hartmut Meyer](#); Germany
- SA 2/4

Hydraulic Lipoplastic Surgery Using New Transparent Lipoplastic Cannula. 10 Year Experience

[George Felman](#); Israel
- SA 2/5

Peculiarities of Using Methods of Vibrational and Rotational Liposuction in Removing Excessive Fatty Tissue

[Nikolay Milanov](#), Dmitri Sidorenkov, Marlen Sulamanidze, George Sulamanidze; Russian Federation
- SA 2/6

Experience in Megaliposculpture

[Reinaldo Kube](#); Venezuela
- SA 2/7

Changing the Metabolic Profile by Large-Volume Liposuction: A Clinical Study Conducted with 123 Obese Women

[Roberto Grella](#), Francesco D’Andrea, Pasquale Raimo, Elisa Grella; Italy
- SA 2/8

Major and Lethal Complications of Liposuction – Final Results of 72 Cases in Germany between 1998 and 2002

[Marcus Lehnhardt](#), Heinz Homann, Adrien Daigeler, Joerg Hauser, Patricia Palka, Hans Steinau; Germany
- SA 2/9

Thromboembolism in the Aesthetic Surgery High Risk Patient: Experience with 17 Complications in a Review of 3,800 Cases

[Amado Ruiz-Razura](#), Christopher K. Patronella, German Newall, Henry A. Mentz; United States of America

Saturday, June 30, 2007  
09:15 – 10:45  
A 05 – A 06

Gender Disorders

Keynote Speakers  
Ruben T. Adamian, Russian Federation  
Stan Monstrey, Belgium

Chairmen  
Mohammed Khalaf, Kuwait  
Chanjiv Singh, India

Secretary  
Jürgen Schaff, Germany

Saturday, June 30, 2007  
11:15 – 12:45  
C 01 Kuppelsaal

Allo-Transplants in Reconstructive Plastic Surgery

Keynote Speakers  
Heribert Hussl, Austria  
Hildegunde Piza-Katzer, Austria  
Maria Siemionow, United States of America  
Sylvie Testelin, France

Chairperson  
Wanda Corrêa, Brazil

Moderator & Secretary  
Günter Germann, Germany

SA 3/1      Evolution of Neovaginoplasty: From Simple to Complicated  
and from Complicated to Simple  
Konstantin Lipski, Ruben Adamian, Gender Disorders;  
Russian Federation

SA 3/2      Female to Male Sex Reassignment Surgery:  
Standards of Care  
Michael Krueger, Paul Jean Daverio, Seyed Ali Haschemi Yekani,  
Klaus Überreiter; Germany

SA 3/3      Our Experience in Transsexuals Surgical Treatment  
Vasiliy Hrapach, Mishalov V.G., Balaban O.V., Unukovich D.V.,  
Korol N.S.; Ukraine

SA 3/4      Post-Operative Quality of Life after Male-to-Female  
Gender Reassignment Surgery -  
Mid-Term Results of a Prospective Study  
Dirk J. Schaefer, Simone Stoss, Oliver Scheutler, Roberto Casella,  
Rolf D. Stieglitz, Christian Meier, Gerhard Pierer, Treatment centre  
of transsexual patients, University Hospital Basel; Switzerland

SA 3/5      Vaginal Agenesis – Is there the Perfect Treatment?  
Seok-Kwun Kim, Yong-Seok Kwon, Byung-Hoon Cha,  
Keun-Cheol Lee, Ki-Jae Park; Republic of Korea

**Heribert Hussl:**  
Our Experience in Hand Transplantation in Innsbruck

**Hildegunde Piza-Katzer:**  
Indication and Ethics of Allo-Transplants

**Maria Siemionow:**  
Technical and Ethical Aspects of Face Transplantation

**Sylvie Testelin:**  
First Facial Transplant: Surgical Aspects and 18 Months Results



Saturday, June 30, 2007  
11:15—12:45  
B 08—B 09

Blepharoplasty

Keynote Speakers & Chairpersons  
Helga Eder, Spain  
Robert Flowers, United States of America  
Christoph Wolfensberger, Switzerland

Secretary  
Constance Neuhaun-Lorenz, Germany

Saturday, June 30, 2007  
11:15—12:45  
B 05—B 07

Innovations in Aesthetic Surgery

Keynote Speakers  
William P. Adams, United States of America  
Peter Ashby, United Kingdom  
Brian Kinney, United States of America

Chairman & Moderator  
Richard Sadove, Israel

Secretary  
Gerald Spilker, Germany

- SA 4/1    Laser Blepharoplasty; Anatomical Visibility & Quick Combined Operation  
           Jin Wang Kim; Republic of Korea
- SA 4/2    Extended Preseptal Fat Resection in Asian Blepharoplasty  
           Akihiro Ichinose, Shiya Tahara; Japan
- SA 4/3    Functional Anatomic Study with Cadavar Dissection for Secondary Blepharoplasty  
           Yongho Shin; Republic of Korea
- SA 4/4    Correction of Retracted Upper Eyelid after Cosmetic Eyelidplasty  
           Yongho Shin; Republic of Korea
- SA 4/5    A Modified Blepharoptosis Correction Technique Using Double-breasted Orbicularis Oculi Muscle Flaps  
           Huseyin Borman, Tamer Seyhan, Nilgun M. Ertas; Turkey

- William P. Adams  
The Future of Breast Augmentation
- Peter Ashby
- Brian Kinney

Saturday, June 30, 2007  
11:15—12:45  
A 05—A 06

Ear Surgery

Keynote Speaker  
Françoise Firmin, France

Keynote Speaker & Chairman  
Satoru Nagata, Japan

Chairman  
Morten Kveim, Norway

Secretary  
Lutz Gruhl, Germany

SA 6/1 Ear Reconstruction with Tissue Expander: Art and Principle  
Ai Yufeng, Lu Kaihua, Guo Shuzhong, Ai yufeng, Lu Kaihua; China

SA 6/2 Implementation of the Active Middle Ear Implant  
Vibrant Soundbridge® in the Total Auricular Reconstruction  
Henning Frenzel, Stefan Nitsch, Armin Steffen,  
Barbara Wallenberg; Germany

SA 6/3 In-Vivo Perfusion Analysis of Dysplastic Ears  
and its Implication on Total Auricular Reconstruction  
Stefan Nitsch, Armin Steffen, Barbara Wallenberg,  
Henning Frenzel; Germany

SA 6/4 Modification to the Antia Flap for Reconstruction of the Ear  
Sherilyn Keng Lin Tay, Alan Rogers, Andrea Armenio,  
Tiew Chong Teo; United Kingdom

SA 6/5 Reconstruction of the Ear  
Nicole Yap, William F Wilson; Australia

SA 6/6 Surgical Correction of Microtia  
Goran Stankovic, Mikica Lalkovic, Jefta Kozarski;  
Serbia and Montenegro

SA 6/7 To Flap or Expand? Tempero-Parietal Flap vs Tissue Expansion  
in Autologous Ear Reconstruction  
Ibby Younis, David Gault, Walid Sabbagh; United Kingdom

SA 6/8 Two-Stage Otoplasty Using Subcutaneous Tissue Expansion  
for Microtia Reconstruction: A 12 Years of Experience Using  
a Method of Expanding Microtic Auricle  
Jae-Ho Jeong; Republic of Korea

SA 6/9 Using Rib Bone Turnover Technique, Prevention of Chest Wall  
Depression after Microtia Reconstruction  
Chanyoung Park, Yoonho Lee, Jongrim Park; Republic of Korea

Master Classes

Day / Time	Kuppelsaal	B 08—B 09	B 05—B 07	A 05—A 06	A 03—A 04	B05
Wednesday June 27 08:00—09:00	Master Class 1 Breast Reconstruction Phillip Blondeel, Klaus Exner	Master Class 2 Rhinoplasty I Giovanni Botti, Wolfgang Gubisch	Master Class 23 Denervation Procedures on the Carpus Peter Brüser, Angel Ferreres-Claramunt	Master Class 6 Treating Human Fat Michele Zocchi	Master Class 30 Sagittal Mammareduction Jan G. Poell	
18:00—19:00	Master Class 5 Breast Reduction Aldo Mottura, Food Nahai	Master Class 7 Aesthetic Face Advanced Surgical Techniques in Facial Rejuvenation Bryan C. Mendelson	Master Class 8 Ear Reconstruction Francoise Firmin	Master Class 25 Liposculpture on Body and Abdomen Carlos Oscar Uebel	Master Class 36 Quality and Safety in Aesthetic Plastic Surgery Mark Jewell	
Thursday June 28 08:00—09:00	Master Class 9 Autogenous Breast Reconstruction Franklyn L. Elliott, Axel-Mario Feller	Master Class 10 Tetraplegic Hand Caroline Leclercq	Master Class 11 Rhinoplasty II Gilbert Anich	Master Class 12 Facial Skeleton Edward Terino, Michael Yaremchuk	Master Class 31 Face and Neck Lift Timothy J. Marten	Master Class 38 Fat Grafting Sydney Coleman
18:00—19:00	Master Class 27 From Lipofilling to Body-Lifts Dirk Richter, Tom Roberts	Master Class 14 Aesthetic Breast Andrea Grisotti	Master Class 24 Aesthetic, Periorbital Surgery Glenn Jelks	Master Class 16 Minimal Invasive Facelift Surgery Patrick Tonnard	Master Class 17 Fat Sculpturing José Guerrerosantos	
Friday June 29 08:00—09:00	Master Class 18 Aesthetic Breast Joao Carlos Sampaio Goes	Master Class 19 Flaps Congenital Disorders Guy Foucher	Master Class 20 Abdominal Plastics Claude Le Louarn	Master Class 21 Facial Sculpturing Dennis von Heimburg, Frank Trepsat	Master Class 39 The Vertical Midface Lift: My New Way Bernard Cornette de Saint Cyr	
18:00—19:00	Master Class 33 Body-Contour-Surgery after Massive-Weight-Loss Al Aly, Joseph Hunstad	Master Class 22 Aesthetic Breast Egle Muti	Master Class 13 Periorbital Rejuvenation Susumu Takayanagi	Master Class 15 Brachioplasty Dennis Hurwitz	Master Class 35 From Buttocks to Breasts Microsurgical Breast Reconstruction Christoph Papp, Thomas Schoeller, Gottfried Wechselberger	
Saturday June 30 08:00—09:00	Master Class 26 Aesthetic Breast Elizabeth J. Hall-Findlay	Master Class 28 Aesthetic Face in Males Bruce F. Connell	Master Class 29 Facial Aesthetic Surgery for the Oriental Kitaro Ohmari	Master Class 4 Periorbital Surgery Helga Eder	Master Class 37 A Template for Panafacial Rejuvenation Malcolm Paul	

Please note that all of these dates and times are subject to change.

If you want to register on a short notice, please obtain a Letter of Confirmation at the registration counter no later than 1 hour prior to the scheduled Master Class. The Letter of Confirmation is a mandatory requirement to participate at the Master Class.

# Company Training Courses

Tuesday, June 26, 2007

13.00 – 14.00, Session Room A03 – A04

Chair: Peter Hodgkinson, Newcastle (UK)



## Tisseel Fibrin Sealant — Advancing Flap Surgery

Clinical applications of slow setting fibrin sealant in extended Latissimus Dorsi flap procedures

Sa-Ik Bang, Seoul, Korea

Stabilisation of microsurgical vessel anastomoses using fibrin sealant in 207 autologous free DIEP or TRAM flaps in breast reconstruction surgery

Christoph Andree, Duesseldorf, Germany

Experience with Fibrin Glue in Rhytidectomy

D.B. Nguyen, F. M. Kamer; Beverly Hills, United States of America

Fibrin sealants find clinical applications in many areas in plastic surgery including breast reconstruction and face lifting (rhytidectomy). The authors highlight the importance of an extended onset time for the sealant to achieve an even and uniform distribution of the product before flap adherence occurs. The outcome of a 200 patient prospective study in patients undergoing rhytidectomy is described, including a statistical significant reduction of seroma formation in the fibrin sealant group. A 207 patient retrospective chart review highlights the advantages of fibrin sealant to support anastomosis sealing in autologous breast reconstruction with free DIEP or (fms)TRAM flaps.

Tuesday, June 26, 2007

13.00 – 14.00, Session Room A05 – A06

Chair: Michael Scheffan, MD



## Optimizing Breast Surgeries with Implants

Round or Anatomical Implants in breast augmentation and Mastopexy.

Michael Scheffan, MD; Director and Chief, Atidim medical Center for Aesthetic and Reconstructive Plastic Surgery; Tel Aviv, Israel.

Breast augmentation with anatomical Implants

Mark Jewell; Past President American Society for Aesthetic Plastic Surgery Assistant Clinical Professor Plastic Surgery, Oregon Health Science University, Portland, Oregon

Advances in breast reconstruction

Maurizio Nava, MD; Head of Plastic Surgery Unit; Fondazione IRCCS Istituto Nazionale dei Tumori di Milano

Q+A

Allergan corporation features three internationally renowned Plastic Surgeons to discuss the rational of using Form stable implants in Aesthetic and reconstructive Surgery of the Breast. New concepts in the decision making process of Implant selection, Form Stable Round or Anatomical devices in: Breast Augmentation, Augmentation Mastopexy and Breast Reconstruction after Mastectomy will be discussed and analysed.

Using Allergan’s unique “Matrix” and “Symetra” systems for a wide range of Anatomical and round Implants respectively as well as their advantages over other available devices will be presented. New ways of approaching Breast surgery with implants and innovative Surgical Techniques to improve long term results, increase patient satisfaction, reduce reoperation rates and minimize the incidence capsule contracture will be demonstrated.

The rational of when, how and why to use round or Anatomical implants will be outlined.

Wednesday, June 27, 2007

13.00 – 14.00, Session Room A03 – A04

Presenter: Dr. Dennis Hammond



## Introducing BodyLogic

Body Logic: A New Method for Breast Surgery Decision Making

Dr. Dennis Hammond

Anatomical vs. Round Implants: Choosing The Right Option For The Patient

Which Anatomical Implant Is Right For Which Patient?

Improving Patient Outcomes through implant choices and surgical decision making

Audience Discussion

This international interactive panel will cover a multitude of topics and questions on how to improve patient outcomes through implant choices and surgical decision making.

Attendees will hear differing perspectives on how to choose the right option for the patient. A new method for breast implant selection called BodyLogic™ will be introduced for the first time to an International audience.

This new system is designed to assist surgeons in selecting the right implant to achieve the patient’s desired results. The BodyLogic System does not dictate a specific implant, but provides guidance in selecting a range of devices that will increase the likelihood of patient satisfaction.

Wednesday, June 27, 2007

13.00 – 14.00, Session Room A05 – A06

Chair: Prof. Dr. Jutta Liebau, Kaiserswerther Diakonie Duesseldorf, Germany



## Meet the Experts in Endoscopic Plastic Surgery

Possibilities and Advantages of Endoscopy in Plastic Surgery

Albrecht Krause-Bergmann, M.D.

Axillary Approach for Breast Augmentation and Endoscopy

Henry Delmar, M.D.

Tips and Tricks of Endoscopic Forehead Lift

Birgit Stark, Prof.

Endoscopic Techniques in Hand Surgery

Reimer Hoffmann, M.D.

Endoscopic operative techniques are an integral part of Plastic, Reconstructive and Aesthetic Surgery today. Minimally invasive techniques are now used in practically all fields of Plastic Surgery. During this Lunch Symposium the various possibilities and advantages of Endoscopy will be pointed out by means of interesting examples from different areas of expertise. A well-known European faculty will attend and run the Symposium.

## Company Training Courses

**Thursday, June 28, 2007**

13.00 – 14.00, Session Room A03 – A04

Chair: Prof. Axel Mario Feller

**ETHICON**  
a Johnson & Johnson company

**ETHICON ENDO-SURGERY**  
a Johnson & Johnson company

### Preventing and Managing Complications in Body Contouring Procedures for Post Massive Weight Loss Patients

Dr. Al Aly; Cedar Rapids, Iowa, USA

Dr. Dirk Richter; Cologne, Germany

A number of critical factors associated with procedural complications influence pre-operative planning for Breast and Body Contouring procedures for patients after Massive Weight Loss. Risk factors and safety considerations for patients after Massive Weight Loss will be reviewed in the context of procedural technique, operating room protocols and procedure time to provide recommendations on how to prevent and manage complications.

**Thursday, June 28, 2007**

13.00 – 14.00, Session Room A05 – A06

Chair: Dr. Marianne Wolters



### New clinical study on Efficacy and Tolerability of the Hyaluronic Filler IMD 1 (Belotero®) in nasolabial folds

### Comparison of the diffusion characteristics of two different neurotoxins in patients with dynamic forehead lines

#### New clinical study on Efficacy and Tolerability of the Hyaluronic Filler IMD 1 (Belotero®) in nasolabial folds

Dr. med. Marianne Wolters; Plastic surgery

Dr. med. H. Lampe / Dr. med. Marianne Wolters; Frankfurt, Germany

Dr. med. Johannes Reinmüller; Plastic surgery; Klinik am Sonnenberg GmbH Wiesbaden, Germany

#### Comparison of the diffusion characteristics of two different neurotoxins in patients with dynamic forehead lines

Prof. Dr. med. Martina Kersch; Division of Cosmetic Sciences, Department of Chemistry, University of Hamburg; Hamburg, Germany

**Friday, June 29, 2007**

13.00 – 14.00, Session Room A03 – A04



### Non-invasive Body Contouring by Focused Ultrasound

#### UltraShape: the idea, the technology and beyond...

Dr. Ami Glicksman; Formal Plastic Surgeon, Director & Co-founder of UltraShape Ltd.; Tel-Aviv, Israel

#### Lipolysis by External Focused Ultrasounds: Preliminary Studies Overview

Dr. Benjamin Ascher, MD; Plastic Surgery Paris 12 Department, Plastic Surgeon; Lecturer and Clinical Assistant Paris Academy; Paris, France

#### Non-Invasive Body Contouring by Focused Ultrasound

Dr. Michael Scheffan, MD; Plastic Surgeon, Atidim Medigroup; Tel-Aviv, Israel

The UltraShape treatment, based on focused ultrasound, is a non-invasive body contouring solution that aims to disrupt fat safely and effectively. The treatment is carried out in a non-surgical environment and was shown to reduce 2 cm in the circumference of the treatment area. The symposium will discuss the fundamentals of the technology, the results obtained in UltraShape's clinical trials, and the clinical experience of plastic surgeons using the technology.

**Friday, June 29, 2007**

13.00 – 14.00, Session Room A05 – A06

Chair: Dr. E. M. Noah, Dr. L. P. Kamolz



### The Matriderm® concept of dermal regeneration: Clinical outcome in burns, full skin wounds and beyond

#### Clinical outcome of third degree burnings with split skin and Matriderm® in a one-stage procedure

Dr. Andreas Heckmann; Clinic of Plastic, Hand and Reconstructive Surgery Medical School; Hannover, Germany

#### First experience with Matriderm® as a one stage dermal regeneration system: Selected casuistics

Dr. Bernd Hartmann / Dr. N. Noack; Burns Center / Department of Plastic Surgery, Trauma Clinic; Berlin, Germany

#### Successful preservation of hand function in demanding situations

Dr. Henry Völkel; Burns Center, Clinic Bergmannstrasse; Halle, Germany

#### Use of collagen-elastin matrix (Matriderm®) for dermal reparation: 12 months experiences in the treatment of severe hand burn injuries

Dr. Lars-Peter Kamolz; Division of Plastic and Reconstructive Surgery Medical University of Vienna, Austria

#### Interim report on a clinical study with Matriderm® for subdermal use

Frau Dr. Wiltrud Meyer; Clinic of Plastic Surgery, Fontana Clinic; Mainz, Germany

#### Application of Matriderm® in the care of chronic wounds

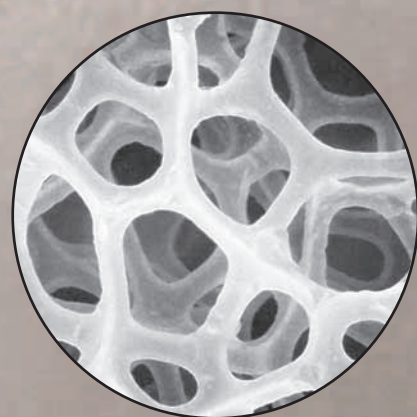
Dr. Ernst-Magnus Noah, Clinic of Plastic, Reconstructive and Aesthetic Surgery Red Cross Hospital, Kassel, Germany

Severe burn injuries and chronic wounds are characterised by the need of enhanced dermal regeneration. This session gives an overview of clinical results demonstrating the unique dermal healing with the pure collagen-elastin matrix Matriderm®. Convincing one year results of a study on hand burn regeneration and moreover preliminary results of the use of Matriderm® in plastic surgery will be presented. A new stage for dermal reconstruction quality has begun.



# MicroPolyurethane-foam-Surfaced implants ...

*proven surface,  
lowest capsular contracture rate\*,  
best long-term results!*



\* Handel, N.; Cordray, T.; Gutierrez, J.; Jensen, J.A.: A Long-Term Study of Outcomes, Complications, and Patient satisfaction with Breast Implants. PRS 117: 757, 2006

Handel, N.: Long-Term Safety and Efficacy of Polyurethane Foam-Covered Breast Implants. Aesthetic Surg J 2006; 26:265-274

## National and International Business Meetings

	Sunday June 24, 2007	Monday June 25, 2007	Tuesday June 26, 2007	Wednesday June 27, 2007	Thursday June 28, 2007	Friday June 29, 2007	Saturday June 30, 2007
8:00–9:00							
9:00–10:00						Incoming EXCO Meeting Radisson SAS Hotel Room AQUAMARIN 09:00–12:00	
10:00–11:00				Council Meeting of the British Association of Plastic, Reconstructive and Aesthetic Surgeons Radisson SAS Hotel Room SAPHIR I 10:00–17:00			
11:00–12:00		General Meeting: DGPRÄC Radisson SAS Hotel Room SAPHIR 11:00–14:00					
12:00–13:00				Council Meeting of the Balkan Association Radisson SAS Hotel Room AQUAMARIN 12:00–16:00			
13:00–14:00					General Assembly bcc, C 01 Kuppelsaal 12:45–14:15	Press Conference “The Future of Plastic Surgery” bcc, Press Room 13:00–14:00	
14:00–15:00		Press Conference Radisson SAS Hotel Room TURMALIN 14:30–15:30	ESPRAS ExCo Radisson SAS Hotel Room OPAL 14:00–16:00			National Delegates Meeting with Committee Chairs Radisson SAS Hotel Room SAPHIR II 14:00–17:00	General Meeting: VDÄPC Radisson SAS Hotel Room TURMALIN 14:30–16:00
15:00–16:00					ESPRAS Council of Delegates Radisson SAS Hotel Room TURMALIN 15:00–17:00		
16:00–17:00		National Delegates Meeting and Voting Meeting Radisson SAS Hotel Room RUBIN 16:00–19:00					
17:00–18:00				Business Meeting of the Hellenic Society of Plastic, Reconstructive and Aesthetic Surgery Radisson SAS Hotel, Room AQUAMARIN 17:15–18:15			
18:00–19:00							
19:00–19:30	Outgoing EXCO Meeting Radisson SAS Hotel, Room JADE 18:30–20:00	Incoming EXCO Meeting Radisson SAS Hotel, Room RUBIN 19:00–19:30					

Please note that all of these dates and times are subject to change.





**ibreast**® - das Markierungs-Tool für die einfache präoperative Bestimmung und präzise Anzeichnung des neuen Mamillensitzes bei Bruststraffung und Brustreduktion (I- und T-Schnittführung). Die flexible Schablone ermöglicht – je nach Brustgröße und Grad der Ptose – die individuelle 3-dimensionale Markierung des Areola-Randes.

Sichtungs-Exemplar und Order-Möglichkeit während des Kongresses  
Industrieausstellung: POLYTECH-SILIMED Europe GmbH, Stand Nr. C13

**ibreast**® - the device for marking the new areola-position in Mammoplasty / Mastopexy. Create your precise individual marking by adjusting the **ibreast**® to the size of the breast.

Trial copy and order facility during the congress  
Exhibition: POLYTECH-SILIMED Europe GmbH, Booth No. C13

 **gabka medical GbR**  
Sebastian V. Gabka - Dominik S. Ziem  
Friedrich-König-Weg 10, D - 81247 München  
Fon +49 (0)89 81 00 95 45, Fax +49 (0)89 89 16 16 46  
info@ibreast.de, www.ibreast.de

## Poster Presentations

During the IPRAS 2007 the traditional Poster Exhibition and Poster Sessions are replaced with an E-Poster Exhibition. All accepted Posters are displayed on computer screens. Here participants are able to view all posters at computer terminals throughout the whole congress period. With the easy to use Navigation System and Search Engine, delegates have the opportunity to search for authors, topics or keywords and view all submitted E-posters. The poster terminals also provide chat functions where poster authors and viewers have the possibility to communicate with each other.

Posters have been handed in and accepted in the following categories:

<b>Aesthetic</b>	<b>Mamma</b>
<b>Anti Aging</b>	<b>Reconstructive</b>
<b>Burns</b>	<b>Research / Experimental</b>
<b>Craniofacial</b>	<b>Tumors</b>
<b>Hands</b>	

The E-Poster area is located on Level A in room A08 and will be open during the following times:

**Tuesday, June 26 to Friday June 29, 2007**

09:00 – 18:00

**Saturday, June 30, 2007**

09:00 – 14:00

Participants can also view the submitted posters after the congress via the congress website at [www.ipras2007berlin.com](http://www.ipras2007berlin.com) using their individual login.

### Login Information

User: Participant's Last Name

Password: Participant's Number

The E-Poster Exhibition is supported by POLYTECH SILIMED Europe GmbH and Silimed Ltda.

### Aesthetic

P / AES1 Aesthetic Abdominal Surgery Combined with Gynecological Surgery, Safety versus Risks  
D. Narvaez; Venezuela

P / AES2 Composite Plane Breast Augmentation: A New Concept  
E. Keramidas; United Kingdom

P / AES3 Repair of Severe Congenital Blepharoptosis with a Temporal-Fasciae-Complex Suspension Technique  
J. Fan; China

P / AES4 The Difficult Patient  
R. Goldwyn; United States of America

P / AES5 Inflammatory Response of the Mammary Implants in Patients with Different Levels of Capsular Contracture  
M.E. Meza Brites, A. Bibolini, C. Caballero; Paraguay

P / AES6 Aesthetic Abdominoplasty and Liposuction in Normal Weight, Overweight and Obese Patients  
A. Gomez Jimenez; Canada

P / AES7 Liposuction and Skin Necrosis  
R. Laredo; Mexico

P / AES8 The Aging Hand. Results of a Study to Evaluate Aging of the Male and Female Hand in the Caucasian Population  
R. Jakubietz, M. Jakubietz, J. Gruenert, D. Kloss; Switzerland

P / AES9 Five Years Experience in Performing Abdominoplasty and Posterior Colpoperineorrhaphy in One Session  
A. Farroha, H. Hanna; Iraq

P / AES10 Hair Removal with 5-Methyl Aminoleuvlinic Acid (Metvix) Local Photodynamic Method  
J.W. Kim, J.O. Lee; Republic of Korea

P / AES11 The Difficult Rhinoplasty  
B. Dover; India

P / AES12 Evolution and Current Status of Facial Rejuvenation  
M. Zaki; Egypt

P / AES13 Fibrin Glue and Seroma Formation Following Abdominoplasty: A Prospective Study  
N. Toman, A. Buschmann, T. Muehlberger; Germany

P / AES14 Breast Augmentation—New Deliberations on an Old Subject  
M. Schefflan; Israel

P / AES15 Lower Pole Enhancement in Augmentation Mammoplasty  
U.D. Khan; United Kingdom

P / AES16 Do we Need Antibiotics Coverage for Breast Augmentation? A Prospective Study  
E. Keramidas, S. Rodopoulou, D. Tsoutsos, O. Papadopoulos; United Kingdom, Greece

P / AES17 Perforator Sparing Abdominoplasty Technique in Abdomen with Bilateral Subcostal Scars after Gastric Bypass  
U. Rieger, M. Aschwanden, D. Schmid, D. Kalbermatten, G. Pierer, M. Haug; Switzerland

P / AES18 New Ways for Face and Body Countouring. Growth Factors and Stem Cells  
A. Chajchir, G. Chajchir; Argentina

P / AES19 Calf Contouring Using Selective Alcohol Neurolysis of Motor Branches to Gastrocnemius and Laser Lipolysis  
J.H. Kim, D. Baek, H. Kwon, H. Yeo, D. Son, K. Han; Republic of Korea

P / AES20 Technique for Blepharoptosis Correction Using Levator-Muller Balanced Advancement  
H. Shin; Republic of Korea

P / AES22 The Usage of Fibrin Glue in Abdominoplasty  
R. Adamyan, A. Istranov, E. Yurshevich, E. Kalabina; Russian Federation, Latvia

P / AES23 The Importance of Ocular Position in Facial Rejuvenation  
R. Guerrero; Ecuador

P / AES24 Combined Face Lifting and Full-Face Photorejuvenation of Photodamaged Skin by Intense Pulsed Light  
T. Litvickaya, R. Adamian, E. Urshvitch; Russian Federation

P / AES25 Otoplasty Morbidity  
E. Anesti, A.L.H. Moss; United Kingdom

P / AES26 The Efficacy of Topical Silicone Gel Elastomers in the Treatment of Hypertrophic Scars, Keloid Scars and Post Laser Exfoliation Erythema  
M. Earl, G. Chernoff; United States of America

P / AES27 Pharmacoeconomic Evaluation of Topical Silicone Gel Preparations versus Gel Sheetting  
M. Earl; United States of America

P / AES28 Is it Preferable to Treat or to Prevent a Scar? The Role of Silicone Gel in the Prevention of Scars  
F. Guerrorasantos, M. Earl; Mexico, United States of America

P / AES29 Blepharoplasty—A Life Threatening Procedure? The Onset of the Oculocardiac Reflex in Blepharoplasty-Patients and Characterization of the Reflex-Prone Patient  
V. Rippmann, T. Scholz, S. Hellmann, P. Amini, G. Spilker; Germany

P / AES30 Correction of Congenital Blepharoptosis Using Preseptal Transposition the Frontalis Muscle  
B. Djordjevic, L. Panajotovic, J. Kozarski; Serbia and Montenegro

P / AES31 Abdominoplasty: From Minimal to Maximal, how to Avoid Problems  
A. Gheita; Egypt

P / AES32 Efficacy of Dermatrix Silicone Gel for the Treatment of Scars: Results from a Large Multi-Country Observational Trial of 1522 Patients  
M. Sepehrmanesh; Germany

P / AES33 A Technical Modification Resulting in Reduced Scar Length and Complication Rates in Abdominoplasty  
A. Momeni, N. Torio-Padron, H. Bannasch, G.B. Stark; Germany

P / AES34 Kinetin and Zeatin for the Treatment of Photoaging  
M. Earl; United States of America

P / AES35 Minimising the Risk of Ectropion when Full Thickness Skin Grafting Lower Eyelid Defects  
C. Lau, S. Huang, G. Cormack; United Kingdom

P / AES36 Fullnes Defects of the Upper Lip  
M.A. Nagahama; Argentina

P / AES37 Al-Zahrawi—A Tenth Century Scholar and Plastic Surgeon  
S. Al-Benna; United Kingdom

Poster Presentations

P / AES38 A Final Check for a Peace of Mind  
C. Lau, H. Schumacher, C. Malata; United Kingdom

P / AES39 Treatment of Keloid and Hypertrophic Scar Using Antifungal Agent: Are Keloid and Hypertrophic Scar Caused by Fungal Infection?  
E. Okada, Y. Maruyama, A. Hayashi, Y. Kamiko, R. Imaizumi, N. Inomata, T. Yamada, T. Harada; Japan

P / AES40 Submandibular Necklifting  
G.J. von Finckenstein, H. Wolf, S.B. Morath; Germany

P / AES41 Correction of Contourdefects of the Face by Fatttransplantation  
M. Wolters, H. Lampe, M. Gregori; Germany

P / AES42 When You are Smiling  
M. Greulich; Germany

P / AES43 The “Missing” Columella  
C. Lau, J. Simcock; United Kingdom

P / AES44 Waterjet-Assisted Liposuction in Treatment of Lipedema on Lower Leg  
A. Z. Taufiq; Germany

P / AES46 Surgical Correction of Abdomen with Use Polypropilen Mesh  
A. Zainoutdinov; Russian Federation

P / AES47 Correction of Umbilical Stenosis without Scars? Use of Silicone Devices for Umbilical Dilatation  
L. Nanhekhan, C. Colla; Netherlands

P / AES48 Autologous Buttock Augmentation Using Posterior Thigh Perforator—Based Dermal Fat Flap  
D. Antonopoulos, D. Tsiliboti, S. Papadopoulos, A. Tsiros, K. Sifakos, P. Sarakis; Greece

P / AES50 Smokers’ Awareness: Risks and Complications in Plastic Surgery  
C. Malic, R. Singh, S. Southern; United Kingdom

P / AES51 Novel Synthetic Dermal Fillers Based on Sodium Carboxymethylcellulose: Comparison with Cross-linked Hyaluronic Acid Based Dermal Fillers  
S. Falcone, A. Doertler, R. Berg; United States of America

P / AES52 An Effect of Microdermabrasion with a Superficial Skin Lesion of the Face  
R. Okubo, Y. Kikuchi, I. Sasaki, M. Nozaki; Japan

P / AES54 Diefenbach Lecture: Endocrine Ophthalmopathy. Transpalpebral Decompression by Removal of Intraorbital Fat. Experience with 3138 Orbits in 1616 Patients over 20 Years  
N. Olivari; Germany

P / AES55 Rhinoplasty for Orientals  
Y. Hosaka, Y. Tosa, K. Kadamatsu; Japan

P / AES56 Importance of Spreader Graft in Corrective Rhinoplasty  
K.-C. Lee, Y.-S. Kwon, B.-H. Cha, S.-K. Kim; Republic of Korea

P / AES57 Classification for Indications of Lipoabdominoplasty and its Variations  
W. Matos, R. Ribeiro; Brazil

P / AES58 Topographic Classification of the Gluteus Lipograft  
W. Matos, R. Ribeiro; Brazil

P / AES59 Using Marker Pens on Patients: A Potential Source of Cross Infection with MRSA  
S. Tadiparthi, K. Shokrollahi, F. Fahmy; United Kingdom

P / AES60 Accuracy and Validity of Information on Cosmetic Surgical Websites on the World Wide Web  
K. Kok, A. Parikh, P. Butler, A. Clarke; United Kingdom

P / AES61 Is there Still a Place for Lower Blepharoplasty in Times of Midface Procedures?  
E.M. Noah, D. von Lucowics, K.-H. Herter; Germany

P / AES62 A Comparative Study between Conventional Abdominoplasty and Lipoabdominoplasty  
R. Ribeiro, A. O’Kamell, G. Gurgel, W. Novaes, M.G. Moreira, L.F. España; Brazil

P / AES63 Prof. Jacques Joseph—Tribute to the Founder of Modern Facial and Nose Surgery with a Long-Term Follow-Up of Two of his Patients after more than 70 and 80 Years  
W. Mühlbauer, A. Gohritz; Germany

P / AES64 Liposuction in Children: Clinical Use  
B. Berenguer, B. González-Meli, P. Rodríguez Urcelay, C. Ramón, L. de la Cruz, J. Enriquez de Salamanca; Spain

P / AES65 Abdominoplasty—Influence of Nicotine, Hypertension and Diabetes on Appearance of Complications  
R. Karabeg, A. Karabeg, S. Dylazeka; Bosnia and Herzegovina

P / AES66 Long Term Followup in Endoscopic Abdominoplasty  
g. core; United States of America

P / AES67 Plastic Surgery and Anti-Aging Medicine. Present and Future  
J. Marquez-Serres; Spain

Anti Aging

P / AES45 The Role of Growth Hormone, Insulin-like Growth Factor I, and its Receptor in Aging Skin  
F. Ulrich, D. Ulrich, M. Eisenmann-Klein; Germany

Burns

P / BUR1 Low Level Laser Therapy and Phototherapy Assisted Hydrogel Dressing in Burn Wound Healing: With Aid of Early Wound Recovery and Aesthetic and Functional Point of View-Light Guided Epithelial Stem Cell Biomodulation, Synergic Wound Healing Effect with Less Contamination  
J.W. Kim; Republic of Korea

P / BUR2 Effect of Silver on Burn Wound Infection Control and Healing: Review of the Literature  
B. Atiyeh, M. Costagliola, S.N. Hayek, S.A. Dibo; Lebanon, France

P / BUR3 Local Applications of 10% Betadini® Solution in Surgical Treatment of Deep and Extensive Burns  
A. Toran; Republic of Moldova

P / BUR4 A Tropical Climate Predisposes to Acquisition of Acinetobacter Baumanni: 5 Year Experience of Infections in s Burn Intensive Care Unit  
H. Chim, B.H. Tan, C. Song; Singapore

P / BUR5 Toxic Epidermal Necrolysis—Approaches to Wound Management  
C. Abela, A. De Leo, H. Shah, G. Williams; United Kingdom

P / BUR6 Post-Burn Hand Deformities  
E. Anesti, E.K. Alpar; United Kingdom

P / BUR7 Friction Burns Related to Pedestrian and/or Traffic Accidents. Experience at the Vargas Hospital of Caracas  
K. Pinto, M. Read, J. Goncalves; Venezuela

P / BUR8 Methamphetamine Burn Patients in Arkansas. Is the Law over Pseudoephedrine Sales in the State Working?  
W. Hickerson, S. Papadopoulos; United States of America

P / BUR9 Management of Partial Thickness and Full Thickness Burns Using a Silver Enhanced Hydrofibre  
D. Andonovska, E. Obocki, G. Marcikik, E. Atanasova, B. Shapova, D. Andonovski, B. Andonovski, N. Cakar; Macedonia

P / BUR10 Use of Collagen-Elastin Matrix (Matriderm) for Dermal Reparation in a One Stage Procedure: 12 Months Experiences in the Treatment of Severe Hand Burn Injuries  
W. Haslik, L.P. Kamolz, M. Hladik, G. Meissl, M. Frey; Austria

P / BUR11 Permanent Makeup in Patients with Burn Scars  
S. Konstantinova; United States of America

P / BUR12 “The Burn Spa”. An Integrated Scar Treatment Program  
S. Blome-Eberwein; United States of America

P / BUR13 Management of Microstomia in Facial Burn Patients Revisited  
C.J. Zweifel, M. Guggenheim, A. Jandali, W. Kuenzi, P. Giovanoli; Switzerland

P / BUR14 Long-Term Outcome in Burn Victims: Staged Reconstructive Surgery  
R. Königová; Czech Republic

P / BUR15 Debridement of Burn Wounds with a Water-Jet Surgical Tool  
F. Bratani, H.O. Rennekampff, M. Tenenhaus, H.E. Schaller; Germany, United States of America

P / BUR16 Reconstructive Surgery in the Management of Severe Post Burn Contracture in a Developing Country  
K.M. Ramakrishnan, V. Jayaraman; India

P / BUR17 Treatment of Second-Degree Facial Burns: Debridement and Temporary Skin Replacement  
D. Wilder, H.-O. Rennekampff, H.-E. Schaller; Germany

P / BUR18 Short and Long Term Results after the Use of Biobrane® In Pediatric Burns  
M. Foehn, E.M. Lang, C.A. Eiberg, G.B. Stark; Germany

P / BUR19 Five Year Follow-Up of Major Burn Injuries in Premature Neonate Twins: A Case Report  
R. Rimdeika, R. Brinkis; Lithuania

P / BUR20 The Burn Incidence and Burn Care in Lithuania  
R. Rimdeika, M. Kazanavicius; Lithuania

P / BUR21 Cutometric Measurement Confirms the Efficacy of the Composite Skin Grafting Using Allogeneic Acellular Dermis in Burns  
P. Sin, P. Brychta; Czech Republic

P / BUR22 The Price of Vanity: Hair Straightening Irons as a Significant Yet Preventable Cause of Burns in Children  
A. Bryson, L. Banks, D. Foong, M. Shah; United Kingdom

P / BUR23 Non-Invasive Measurement of Microcirculation in the Burn Wound  
K. Merz, M. Pfau, G. Blumenstock, H.E. Schaller, H.O. Rennekampff; Germany

P / BUR24 Educational Resources on Discharge for Burn Patients in the United Kingdom  
C. Malic, P. Brooks, A. Phipps; United Kingdom

P / BUR25 Multimedia Patient Education in a Burn Centre  
C. Malic, A. Phipps, S. Clamp; United Kingdom

P / BUR26 Lichtenberg Figures; Cutaneous Manifestation of Phone Electrocutation from Lightning  
A. Mahajan, R. Rajan, P.J. Regan; United Kingdom, Ireland

P / BUR27 Prevention of Burn Injuries in Lithuania  
R. Rimdeika, D. Kubilis, M. Kazanavicius; Lithuania

P / BUR28 Free Flaps in the Treatment of Burns  
L. Panajotovic, J. Kozarski, G. Sijan; Serbia and Montenegro

P / BUR29 Our Experience in the Treatment of Burns  
M. Gacevic, J. Kozarski, G. Sijan; Serbia and Montenegro

P / BUR30 Free Flaps in the Treatment of War Burns  
L. Panajotovic, J. Kozarski, V. Krstic; Serbia and Montenegro

P / BUR31 Spontaneous Clostridium Septicum Infection: A Case Report  
J. Winter, K. Hohmann-Bauch, T. Raff, J.-C. Willms-Jones; Germany

Craniofacial

P / CRA1 Non-Invasive Simultaneous Monitoring of Microcirculatory Perfusion, Oxygenation and Venous Outflow in Subcutaneous Microsurgical Flaps Using Combined Laser Doppler and Tissue Spectrophotometry in Complex Facial Reconstruction  
K. Knobloch, S. Tamaszek, A. Gohritz, R. Krämer, K.H. Busch, M. Spies, N.C. Gellrich, P.M. Vogt; Germany

P / CRA2 Free Tissue Transfer in Maxillofacial Surgical Oncology. Analysis of 75 Cases  
S. Stavrianos, A. Loupatatzi, B. Kretsis, M. Kotratsiou, A. Athanasiou, G. Faratzis, A. Ravidis, G. Kokkalis; Greece

P / CRA3 New Preparative Method of Autogenous Platelet-Rich Plasma for Primary Alveolar Bone Grafting  
Y. Tani, H. Akai, F. Ohkubo, R. Aoyama; Japan

P / CRA4 Free Latissimus Dorsi Flap Transfer for Scalp and Cranium Reconstruction  
R. Hierner, J. van Loon, J. Goffin, F. van Calenberg, B. Depreitere; Belgium

P / CRA5 Muscle Repair in Cleft Lip  
S. Bhattacharya; India

P / CRA6 A New Classification for Zygomatic Fracture  
S. Hirabayashi, M. Amakata, T. Eguchi; Japan

P / CRA7 Large Scalp Defects—Surgical Treatment  
R. Roncevic; Serbia and Montenegro

P / CRA8 Horizontal Chin Bar  
H. Karimi, M. Deylamipour, N. Boddouhi; Iran

P / CRA9 Cosmetic Surgical Approach in the Treatment of Incompletely-Paralyzed Face  
A. Takushima, M. Okazaki, N. Ohura, A. Momosawa, K. Harii; Japan

P / CRA10 Anthropometric Evaluation of Complete Bilateral Nasolabial Clefts Corrected by the Mulliken’s Technique in the Neonatal Period  
B. Bayet; Belgium

P / CRA11 Various Applications of Chondrocutaneous Composite Grafts in Secondary Cleft Lip Nose Patients  
M. Ayhan, M. Gorgu, Z. Aytug, E. Aksungur, C. Melikoglu; Turkey

Poster Presentations

P / CRA12	Osteofasciocutaneous Dorsalis Pedis Flap in Oromandibular Reconstruction <u>L. Azevedo</u> , H. Zenha, F. Riobom, J. Guimarães, A. Pinto, M. Luz Barroso, C. Cunha, H. Costa; Portugal	P / CRA25	Reconstruction of the Maxilla Alveolus Defect in Patients with Cleft <u>M. Duskova</u> , E. Leamerova, F. Urban, M. Kotova, T. Strnadel, V. Zabrodsky, P. Hajek, K. Sedlackova, J. Horak; Czech Republic	P / CRA37	Clinical Success of Mandibular Distraction for Obstructive Sleep Apnea due to Micrognathia in Consecutive Japanese Ten Young Children <u>N. Mitsukawa</u> , K. Satoh, Y. Hosaka; Japan	P / HAN10	Case Report of Three Rare Hand Injuries <u>J. Koay</u> ; United States of America	P / HAN22	Clinicopathological Patterns of Dupuytren's Disease: An Immunofluorescence Quantitative Study—Preliminary Results <u>A. Kaniewska</u> , L. Lembas, J. Jethon, J. Wolinski, M. Slupecka; Poland	P / HAN32	Island Web Transfer in Simple Incomplete Syndactyly Release <u>S. Todiparthi</u> , P. McArthur; United Kingdom	
P / CRA13	Experience of Benign Multiple Symmetrical Lipomatosis with Staged Operation <u>C. Huh</u> , G.-H. Moon, K.-S. Oh, T.-S. Lee; Republic of Korea	P / CRA26	Correlation between Results of Surgical Treatment and Speech Formation in Young Adults with Clefts (Final Report) <u>M. Cakrtova</u> , M. Duskova, Z. Trefny, E. Skodova, L. Cerny, M. Lastovka, J. Vokral; Czech Republic	P / CRA38	Suitable Indications for Distraction in Craniosynostosis <u>N. Mitsukawa</u> , K. Satoh, Y. Hosaka; Japan	P / HAN11	External Fixators for Intraarticular Wrist Fractures: 40 Case Review <u>J. Koay</u> ; United States of America	P / HAN12	Recurrent Focal Myositis: An Novel Cause of Flexion Contractures of the Fingers <u>B. Snell</u> , M. Dowd; Australia	P / HAN23	Spaghetti Wrist Trauma: Treatment and Results <u>C. Demirdöver</u> , E. Eksungur, M. Kaya, S. Özkan, Y. Öztan; Turkey	
P / CRA14	Repair of Unilateral Cleft Lip with Microform Cleft on the Other Side <u>K.S. Koh</u> ; Republic of Korea	P / CRA27	The Morphology of Cleft Maxilla in Young Adults with Clefts <u>E. Leamerova</u> , M. Duskova, M. Cakrtova, Z. Trefny; Czech Republic	P / CRA39	The Combined Techniques to Prevent Undesired Nasolabial Changes in Maxillary Le Fort I Osteotomy <u>T. Koldas</u> , F. Kabakas, B. Yaprak; Turkey	P / HAN13	Lipofibromatous Hamartoma of Digital Nerve Without Macroductyly. Follow-Up of an Aberrant Casuistry <u>M. T. Ghahremani</u> , F. Ganghoff, H. Schepler; Germany	P / HAN24	Free Anterolateral Thigh Adipofascial Perforator Flap to Cover a Degloving Defect after a Ring Avulsion Injury: A Case Report <u>D. Zamfirescu</u> , I. Lascar, R. Crutescu, G. Lipa, I. Dragoicea, A. Banu; Romania	P / HAN33	Radial Border Polydactilia (Pollex Duplex) in Adult Patient <u>J. Gjorgievska</u> ; Macedonia	
P / CRA15	Correction of Deficiency of the Free Border of Upper Lip in Secondary Deformity of Cleft Lip: Mucosal V-Y Advancement Flap and Temporalis Fascia Graft <u>K.S. Koh</u> ; Republic of Korea	P / CRA28	Survey of Facial Fractures during the Two Years <u>H. Karimi</u> , N. Boddouhi, P. Behram; Iran	Hands	P / HAN1	Advantages of Flexor Tendon Repair in the Wide Awake Patient <u>D. Lalonde</u> ; Canada	P / HAN14	Resection Arthroplasty of the Thumb Basal Joint with Local Capsular Suspension <u>I. Warnecke</u> , F. Kretschmer, O. Frerichs, H. Fansa; Germany	P / HAN25	Free Vascularized Composite Transfer from Non-Replatable Fingers as a Free Flap for Proximal Interphalangeal Joint Primary Reconstruction <u>D. Zamfirescu</u> , D. Totir, I. Lascar, O. Vermesan, M. Ciupan; Romania	P / HAN34	A Retrospective Analysis Of 2919 Patients with Dupuytren's Disease from 1956 To 2006 <u>B. Loos</u> , V. Puschkin, R. Horch; Germany
P / CRA16	Post Operative Result in Monozygeous Twins with Bilateral Cleft Lip and Palate Repaired by Different Techniques <u>R. Aoyama</u> , F. Ohkubo, H. Akai, Y. Tani; Japan	P / CRA29	Reduction of Intracranial Pressure after Craniosynostosis Surgery <u>L.-H. Evers</u> , H. Meltzer, S. Cohen; United States of America		P / HAN2	Getting the Tension Right in Tendon Transfers and Tendon Grafting with the Wide Awake Approach <u>D. Lalonde</u> ; Canada	P / HAN15	Decreased Metabolic Activity after External Skeletal Distraction in Morbus Dupuytren Derived Fibroblasts <u>H. Seyhan</u> , B. Loos, J. Kopp, R.E. Horch; Germany	P / HAN26	Chicken—A Training Model for Hand Trauma <u>C. Malic</u> , S. Jivan, S. Majumder; United Kingdom	P / HAN35	The Three-Layer Scrub for The Surgeon with a Cast <u>T. Stasch</u> , J.D. Watson; United Kingdom
P / CRA17	A Case of Tessier 0 Cleft and Review of Literature <u>K.W. Leo</u> , K.C. Tan; Singapore	P / CRA30	Reduction Malarplasty by 3mm Percutaneous Osteotomy <u>K.-C. Lee</u> , Y.-S. Kwon, B.-H. Cha, S.-K. Kim; Republic of Korea		P / HAN3	Our Experience with Immediate Traumatic Thumb Loss Reconstruction <u>M. Bervar</u> ; Slovenia	P / HAN16	Development and Status Quo of Total Wrist Arthroplasty <u>H. Fansa</u> , F. Kretschmer; Germany	P / HAN27	Scapholunate Instability and Distal End Radius Fractures <u>P. Moradi</u> , M. Dowd, A. Malik; Australia, United Kingdom	P / HAN36	The Use of Vicryl Suture in Extensor Tendons Repair <u>E. Tan</u> , R. Page; United Kingdom
P / CRA18	Place of Secondary Rhinoplasty in a Group of 378 Operated Cleft Lip Patients in Chennai, India <u>K.M. Ramakrishnan</u> ; India	P / CRA31	Evaluation and Correction of Mandibular Prognathism with Asymmetry <u>S.-K. Kim</u> , K.-C. Lee, Y.-S. Kwon, B.-H. Cha; Republic of Korea	P / HAN4	Clinical Analysis of Hand Injury in Korea <u>J.W. Kim</u> , J.O. Lee; Republic of Korea	P / HAN17	A Giant Soft Tissue Chondroma of the Palm <u>C. Lau</u> , D. Kumiponjera, I. Grant; United Kingdom	P / HAN28	Chicken—A Training Model for Hand Trauma <u>C. Malic</u> , S. Jivan, S. Majumder; United Kingdom	P / HAN37	A Variation of Carpal Tunnel Syndrome—Fibrolipomatous Hamartoma of the Median Nerve: A Case Report <u>K. Hohmann-Bauch</u> , J. Winter, T. Raff, J.-C. Willms-Jones; Germany	
P / CRA19	Assessment of Pre- and Postoperative Morphology in Craniosynostosis with CT Scan <u>K. Morimoto</u> , K. Imai, A. Yamada, H. Matsumoto, H. Fujikawa, H. Sakamoto, S. Kitano; Japan	P / CRA32	Role of 2 Stage Repair in Bilateral Cleft Lip <u>A. Madaree</u> ; South Africa	P / HAN5	High Pressure Injection Injuries of the Hand: A Case Report of an Industrial Painter <u>N. Verhoeven</u> , E. van den Kerckhoven, R. Hierner; Belgium	P / HAN19	Combined Injuries of Vessels, Nerves and Tendons of the Anterior Surface of the Forearm: 22 Years of Experience <u>D. Batsiukau</u> , U. Padhaiski, S. Miachkouski, A. Stasevich; Belarus	P / HAN29	Treatment of Metacarpal and Phalangeal Fractures by Means of ORIF with Screws and Plates—A 10-Year Retrospective Analysis <u>H. Zajonc</u> , A. Heermann, H. Bannasch, A. Momeni, B. Stark; Germany	P / HAN38	Corrective Treatment for Ingrown Toe or Finger Nails Using Memory Shape Alloy Wire <u>K. Shionoya</u> , H. Hirata, R. Nakamura, E. Machida; Japan	
P / CRA21	Reconstruction of Hemifacial Atrophy: 3-D Computer Assisted Lipofilling versus Free Flap <u>C. Höhnke</u> , M. Eder, N.A. Papadopoulos, E. Biemer, L. Kovacs; Germany	P / CRA33	African Method of Stereolithography <u>A. Madaree</u> ; South Africa	P / HAN6	Reconstruction of Complex Bone / Soft Tissue Defects at the Elbow Using a Free Latissimus Dorsi Flap and a Total Joint Prosthesis <u>R. Vertriest</u> , S. Nijs, R. Hierner; Belgium	P / HAN20	Subtotal Versus Limited Fasciectomy in Dupuytren's Disease with Partially Involved Palmar Aponeurosis: A Prospective, Randomized Study in One Hundred Patients <u>A. Kaniewska</u> , L. Lembas, J. Jethon; Poland	P / HAN30	Free Vascularized Composite Transfer from Non-Replatable Fingers as a Free Flap for Proximal Interphalangeal Joint Primary Reconstruction <u>D. Zamfirescu</u> , D. Totir, I. Lascar, O. Vermesan, M. Ciupan; Romania	P / HAN39	Non Ablative Radiofrequency for Hand Rejuvenation <u>I.A. Rosales-Berber</u> , J.M. Barba-Gomez; Mexico	
P / CRA22	Chloramphenicol Usage in Plastic Surgery <u>E. Erej</u> , S. Goodyear, A. Lahiri, A. Misra; United Kingdom	P / CRA34	Symmetrical Philtral Column Repair—A New Method of Cleft Lip Repair <u>A. Madree</u> , E. Siolo; South Africa	P / HAN7	The Ulno-Dorsal Fascia Flap for Treatment of Recurrent Carpal Tunnel Syndrome <u>R. Hierner</u> , E. van den Kerckhoven, A. Berger; Belgium, Germany	P / HAN21	Hand Infections as a Result of Underestimated Lesions <u>B. Reichert</u> , D. Wisser, P. Oeynhausens-Petsch, P. Mailänder; Germany	P / HAN31	Free Anterolateral Thigh Adipofascial Perforator Flap to Cover a Degloving Defect after a Ring Avulsion Injury: A Case Report <u>D. Zamfirescu</u> , I. Lascar, R. Crutescu, G. Lipa, I. Dragoicea, A. Banu; Romania	P / HAN40	Mammary Reconstruction with a New Becker 35 Implant <u>J.C. Seiler</u> , J.I. Seiler; Argentina	
P / CRA23	Surgical Management and Results of Dentofacial Deformities <u>C. Demirdöver</u> , S. Ozkan, E. Aksungur, B. Sahin, S. Özçoban, M. Kaya, Y. Oztan; Turkey	P / CRA35	A 15 Year Experience with Surgical Correction for Craniosynostosis at a Single Craniofacial Center <u>H. Vasconez</u> , J. Jack, B. Fink; United States of America	P / HAN8	Documentation of First Web Space Angle <u>S. Bhattacharya</u> , S.K. Bhatnagar, S.D. Pandey; India	P / HAN22	High Pressure Injection Injuries of the Hand: A Case Report of an Industrial Painter <u>N. Verhoeven</u> , E. van den Kerckhoven, R. Hierner; Belgium	P / HAN32	Free Anterolateral Thigh Adipofascial Perforator Flap to Cover a Degloving Defect after a Ring Avulsion Injury: A Case Report <u>D. Zamfirescu</u> , I. Lascar, R. Crutescu, G. Lipa, I. Dragoicea, A. Banu; Romania	P / HAN41	Mammary Reconstruction with a New Becker 35 Implant <u>J.C. Seiler</u> , J.I. Seiler; Argentina	
P / CRA24	Hereditary Features in Post Cleft Rhinoplasty <u>M. Duskova</u> , L. Csemy; Czech Republic	P / CRA36	Secondary Repair Surgery Of Bilateral Cleft Lips And Palate <u>K. Kadomatsu</u> , Y. Hosaka, Y. Tosa; Japan	P / HAN9	Dorsal Skin Flaps in the Hand and Digits—A Review of the Vascular Architecture <u>C. Abela</u> , A. De Leo, E. Katsarma; United Kingdom	P / HAN23	Hand Infections as a Result of Underestimated Lesions <u>B. Reichert</u> , D. Wisser, P. Oeynhausens-Petsch, P. Mailänder; Germany	P / HAN33	Free Anterolateral Thigh Adipofascial Perforator Flap to Cover a Degloving Defect after a Ring Avulsion Injury: A Case Report <u>D. Zamfirescu</u> , I. Lascar, R. Crutescu, G. Lipa, I. Dragoicea, A. Banu; Romania	P / HAN42	Mammary Reconstruction with a New Becker 35 Implant <u>J.C. Seiler</u> , J.I. Seiler; Argentina	



Poster Presentations

P / MAM4	Laser Assisted Endoscopic Augumentation Mammoplasty in Asians: Minimal Invasive Augmentation Mammoplasty <u>J.W. Kim</u> , J.O. Lee; Republic of Korea	P / MAM16	Image-Guided Breast Reconstruction: From the Application of 3 D Laser Scanning to Fabrication of External Breast Moulds <u>S. Naidu</u> , J. Schantz, F.R. Ong, S.H. Ong, J. Lim; Singapore	P / MAM27	Immediate Reconstruction after Conservative Treatment for Early Breast Cancer: The Role of Extended Latissimus Dorsi Flap A.M. Munhoz, E.G. Arruda, E. Montag, C. Aldrighi, L. Pellarin, K. Fells, <u>J.A. Brasil</u> , T. Benson, R. Gemperli, M.C. Ferreira; Brazil	P / MAM37	Gene Expression Profile Associated with Minor and Severe Capsular Contracture after Cosmetic Breast Augmentation <u>D. Ulrich</u> , F. Ulrich, M. Eisenmann-Klein, N. Pallua; Germany	P / MAM49	Secondary Division of Thoracodorsal Nerve for Latissimus Dorsi Muscle Twitching <u>S. Azad</u> , L. Hiew, A. Baildam, L. Barr; United Kingdom	P / MAM58	Immediate Partial Mastectomy Reconstruction with Reduction Mammoplasty Technique and Intraoperative Radiotherapy (IORT) – Preliminary Result A.M. Munhoz, E. Montag, E.G. Arruda, C. Aldrighi, <u>J.A. Brasil</u> , K. Fells, L. Pellarin, T. Benson, R. Gemperli, M.C. Ferreira; Brazil
P / MAM5	Nerve Regeneration through Nerve Autografts and Cold Preserved Allografts Using Tacrolimus (FK506) in a Facial Paralysis Model: A Topographical and Neurophysiological Study in Monkeys <u>C. Aubá</u> , B. Hontanilla, O. Gorriá; Spain	P / MAM17	Sarcoma-NOS of the Face. Clinic and Histopathology of a Rare Case of a Soft Tissue Sarcoma <u>M. Ghahremani I.</u> , H. Schepler, J. Friemann; Germany	P / MAM28	Clinical Application of The Lateral Thoracodorsal Fasciocutaneous Flap in Immediate Conservative Breast Surgery Reconstruction. Indications, Planning and Outcome A.M. Munhoz, E.G. Arruda, E. Montag, C. Aldrighi, L. Pellarin, K. Fells, <u>J.A. Brasil</u> , T. Benson, R. Gemperli, M.C. Ferreira; Brazil	P / MAM38	Capsular Contracture in Aesthetic Breast Augmentation: A Comparison of Smooth Silicone Gel Implants of Two Different Manufacturers <u>V. Boutin</u> , N. Heine, L. Prantl, M. Eisenmann-Klein; Germany	P / MAM50	Late Reinnervation of the Latissmus Dorsi Muscle in Autologous Breast Reconstruction <u>V. Mandlik</u> , S. Schmiedl, E. Herndl, H.-H. Wörl, M. Geishauser; Germany	P / MAM59	Analyzing the Vascular Architecture of the Free DIEA TRAM and SIEA Flaps Using Intraoperative Ex Vivo Angiography <u>H. Ohjimi</u> , T. Makino, T. Oyama, A. Eto, K. Yamazumi, K. Sakai, A. Otsuka; Japan
P / MAM6	Organization and Results of the “Multidisciplinary Scar Clinic” <u>E. van den Kerckhoven</u> , H. Degreef, R. Hierner; Belgium	P / MAM18	Patient Outcome after Injecting Crushed Tablets <u>T.A. Partanen</u> , P. Vikatmaa, J. Vuola, M. Lepäntalo, E. Tukiainen; Finland	P / MAM19	Treatment of Hypertrophic Scars in Plastic and Reconstructive Surgery with Contractubex Gel <u>M. Viñal</u> , L.M. Ginesin, C. Saladino; Argentina	P / MAM29	Breast Augmentation: How to Get Better and More Natural Results with Anatomical Implants <u>N. Friedman</u> ; Israel	P / MAM40	Our Experience in Microsurgical Phalloplasty <u>A. Stasevich</u> , U. Padhaiski, S. Miachkouski; Belarus	P / MAM60	Clinical Imaging Diagnosis and Chemical Analysis of Fillers for Breast Augmentation <u>H. Hyakusoku</u> , S. Kawahara, T. Okuda, T. Chin, R. Ogawa, S. Ono, M. Matsumoto, K. Hirakawa; Japan
P / MAM7	The Role of Shaped Adjustable Implants in the Surgical Management of Breast Reconstruction, Asymmetries and Anomalies <u>M. Scheffan</u> ; Israel	P / MAM20	Previous Reshaping Demarcation for the Correction of Severe Breast Ptosis <u>F. Saccomanno</u> ; Italy	P / MAM21	Breast Reconstruction with the Free TRAM / DIEP Flap: Patients’ Satisfaction and Aesthetic Result <u>S. Brüner</u> , O. Freirichs, S. Schirmer, A. Cervelli, H. Fansa; Germany	P / MAM30	Latissimus Dorsi Donor Sites: Does Scar Orientation Matter? R. Tillett, <u>E. Newton Dunn</u> , P. Saxby, J. Palmer; United Kingdom	P / MAM41	Patient Satisfaction after Reduction Mammoplasty <u>L. Setälä</u> , P. Mustonen, M. Passlin; Finland	P / MAM53	Are External Nipple Prostheses “Satisfactory” Alternatives to Autologous Nipple Reconstruction? <u>C.B. Chuo</u> , C. Cooper, T. Beech, S. Thomas; United Kingdom
P / MAM8	Mammareconstruction with Skin-Expander and Silicone Prostheses: 2 Decades of Experiences <u>G. Bronz</u> ; Switzerland	P / MAM22	Breast Reconstruction with the Free TRAM / DIEP Flap: Differences in Outcome and Complication Rate Depending on the Recipient Vessels? <u>S. Brüner</u> , O. Freirichs, S. Schirmer, A. Cervelli, H. Fansa; Germany	P / MAM23	Breast Reconstruction with the Free TRAM / DIEP Flap: Comparison of Immediate and Delayed Groups <u>S. Brüner</u> , O. Freirichs, S. Schirmer, A. Cervelli, H. Fansa; Germany	P / MAM31	Simultaneous Autogenous Breast Reconstruction in Combination with Total Glandectomy from the Inframammary Approach <u>N. Ogata</u> , Y. Konishi, Y. Tanaka; Japan	P / MAM42	Results and Difficulties of Breast Reconstruction with DIEP - Flap <u>J. Hankiss</u> , J. Redeker; Germany	P / MAM54	Keeping Extra Skin for Nipple Areola Reconstruction during Mastectomy <u>L. Dražan</u> , F. Castagnetti; Czech Republic
P / MAM9	A Case Report and Literature Review of Sreatoma Multiplex in Asia <u>J.W. Kim</u> , J.O. Lee, H. Park, Y.H. Choi; Republic of Korea	P / MAM24	Autologous Tissue Transplantation (TRAM / DIEP) as an Option of Therapy in Capsular Contracture <u>S. Brüner</u> , O. Freirichs, W. Schneider, H. Fansa; Germany	P / MAM25	The Use of a Deep Inferior Epigastric Perforator Flap (DIEP) in a Case of Severe Breast Asymmetry Secondary to Radiation Therapy during Childhood A.M. Munhoz, <u>T. Benson</u> , E.G. Arruda, E. Montag, C. Aldrighi, L. Pellarin, K. Fells, R. Gemperli, M.C. Ferreira; Brazil	P / MAM32	A Study Examining the Socioeconomic Backgrounds of Women Undergoing Bilateral Breast Augmentation in a Private Independent Hospital in the UK <u>M. Wong</u> , J. Moledina, A. Park; United Kingdom	P / MAM43	Functional Results of the Donorsite in DIEP – Flap Breast Reconstruction <u>B. Baican</u> ; Germany	P / MAM55	An Outcome Study of Sentinel Lymph Node Biopsy in Breast-Conservation Surgery and Immediate Extended Latissimus Dorsi Flap Reconstruction A.M. Munhoz, E. Montag, E.G. Arruda, C. Aldrighi, <u>J.A. Brasil</u> , T. Benson, K. Fells, L. Pellarin, R. Gemperli, M.C. Ferreira; Brazil
P / MAM10	Vertical Scar Bipedicle Technique: A logical Combination for Breast Reduction and Mastopexy <u>U. Khan</u> ; United Kingdom	P / MAM26	Topographical Study of the Cutaneous Radiation Syndrome by Means of the Use of the Thermography <u>A. Pomerane</u> , P. Mercedes, P. Maria del Rosario; Argentina			P / MAM33	Gender Identity Disorder - Breast Surgery “Our Experience” — University Hospital Leicester NHS Trust, Leicester, UK <u>T.S.K. Sankar</u> , A. Patel, D. Ward; United Kingdom	P / MAM44	Breast Sensation after Free Neuromicrovascular TRAM-Flap Reconstruction <u>T.A. Partanen</u> , H. Puonti, H. Hallikainen, S.K. Jääskeläinen, R.O. Soinila; Finland	P / MAM56	The Feasibility of Superior-medial Pedicle Reduction Mammoplasty for Immediate Conservative Breast Surgery Reconstruction: Technical Aspects and Outcome A.M. Munhoz, <u>T. Benson</u> , E.G. Arruda, E. Montag, C. Aldrighi, L. Pellarin, K. Fells, R. Gemperli, M.C. Ferreira; Brazil
P / MAM11	Variety of Vascular Lesions in Mondor’s Disease by Definition of their Origin Using Immunohistochemistry <u>A. Ichinose</u> , S. Tahara, Y. Ishikawa, T. Ishii; Japan					P / MAM34	The Nipple Tattoo Simulator <u>R. Karoo</u> , C. Malic, O. Austin, L. Fourie; United Kingdom	P / MAM45	Bicompartmental Breast Lipostructuring <u>M. Zocchi</u> , F. Zuliani, M. Nava, A. Pennati, G. Scaperrotta; Italy	P / MAM57	Results of Reduction Mammoplasty Techniques in Combination with Conservative Breast Surgery for Early Breast Cancer Treatment A.M. Munhoz, E. Montag, E.G. Arruda, C. Aldrighi, <u>J.A. Brasil</u> , T. Benson, K. Fells, L. Pellarin, R. Gemperli, M.C. Ferreira; Brazil
P / MAM13	Flow Cytometric Analysis of Peripheral Blood Lymphocyte Subsets in Patients with Silicone Breast Implants <u>L. Prantl</u> , N. Heine, V. Boutin, M. Eisenmann-Klein; Germany					P / MAM35	The Use of Botulinum Neurotoxin Injection to Give Temporal Simetry to the Post Facelifts Motor Branch Injuries <u>J. Kirschbaum</u> ; Peru	P / MAM46	196 Microsurgical Tissue Transfers for Autologous Breast Reconstruction / Restrospective Analysis of 7 Years <u>D. Haug</u> , T. Koeppe, T. Kuipers, M. Greulich; Germany	P / MAM67	Radiological Aspects after Correction of Breast Malformations by Fat Transfer <u>S. Carton</u> , N. Guerin, G. Toussoun, M. Delbaere, T. Delaporte, E. Delay; France
P / MAM14	Is the Mimicking of Obesity a New Approach to Adipose Tissue Engineering? <u>K. Hemmrich</u> , G.P.L. Thomas, K.M. Abberton, A.J. Penington, W.A. Morrison; Germany, Australia					P / MAM36	International State of the Art in Breast Augmentation, reason for an international implant register <u>G.J. von Finckenstein</u> , H. Wolf; Germany	P / MAM47	One-Stage Mammary Glands Augmentation Combined with Mastopexy: Aesthetic Results and Patient Satisfaction <u>O. Starceva</u> ; Russian Federation		
P / MAM15	Free Flap Prelamination Using Gillies – Filatov Tube Flap <u>N. Antohi</u> ; Romania							P / MAM48	Prospective Study of Nipple Reconstruction Outcomes <u>S. Azad</u> , L. Hiew, H. Elsworth, S. Grasby, A. Brain, L. Barr, A. Baildam; United Kingdom		

Poster Presentations

P / MAM68	Patient Satisfaction Following Breast Asymmetry Surgery C. Mann, R. Nassab, J. Constantinides, R. Waters; United Kingdom	P / MAM79	Breast Reconstruction after Upper-External Quadrantectomy: Novel Technique A.W. Ching, M.P. Costa, F. Nogueira, E.C. Baracat, M.C. Ferreira; Brazil	P / MAM89	Correlation of 50 Probands` Appearance with Experts` Evaluation and with Objective 3D Geometry of the Mammary Region A.-K. Pape, A. Zimmermann, M. Eder, M. Endlich, A. Müller, N. Papadopoulos, E. Biemer, L. Kovacs; Germany	Reconstructive	P / REC1	Use of Bilayered Cell Therapy in Failed Reconstructions and Difficult Wound Problems J. Russell; United States of America	P / REC11	Construction of a Neo-Umbilicus to Catheterise a Continent Stoma in a Patient with Bladder Exstrophy: A Case Report of an Operation with Functional and Aesthetical Purpose A.-M. StoeI, S. Joniau, H. van Poppel, R. Hierner; Belgium	P / REC24	Surgical Coverage of the Cronic Wounds by Flaps P. Marinescu, B.-M. Marinescu, R. Ionescu, D. Toma; Romania
P / MAM69	Vacuum Assisted Closure (VAC) for Venous Congestion of the Nipple Areola Complex P. Erba, D. Kalbermatten, U. Rieger, G. Pierer; Switzerland	P / MAM80	Tridimensiønnal Approach and Breast Surgery: How the 3 D Can Improve our Way of Thinking this Surgery S. Garson, E. Delay, R. Sinna, F. Taha, G. Toussoun, T. Benhaim; France	P / MAM90	Carcinoma—The Late Complication of the Anthethoracal Dermatoesophagoplasty L. Panajotovic, B. Djordjevic, J. Kozarski; Serbia and Montenegro		P / REC2	Age Deteriorates Palmar Microcirculation— Implications for Reconstructive Radial Artery Forearm Flaps K. Knobloch, S. Tomaszek, M. Spies, K.H. Busch, P.M. Vogt; Germany	P / REC13	Soaking with Household Water in Treating Larged Chronic Foot Ulcer Y.-W. Tang; Taiwan; Republic of China	P / REC25	Late Reconstruction of Congenital Exomphalos in Two Stages K. Papaioannou; Greece
P / MAM70	When to use Drains in Breast Reduction H.J. Iqbal, S. Jayagopal, A. Sillitoe, K. Shokrollahi, A. Juma; United Kingdom	P / MAM81	Expanded Latissimus Dorsis Flap — An Alternative Treatment in Poland`S Syndrome R. Ribeiro, L.F. España, A. O`Kamell, W. Novaes, M.G. Moreira, G. Gurgel; Brazil	P / MAM91	Mammaplasty with Supero-Bilateral Pedicle for Treatment of Gigantomastia G. Zakine; France		P / REC3	Local Fasciocutaneous Flaps versus Free Tissue Transfer for Coverage of Composite Traumatic Defects of Distal Leg and Foot in Paediatric Patients H. Khalil, A. Afifi, A. Elaffandi, A. El-Ghoneimy, T. Mahboub; United Kingdom, United States of America, Egypt	P / REC14	Preoperative Indocyanine Green Fluorescence Near-Infrared Angiography to Detect Skin Perforators for Flap Surgery R. Azuma, Y. Morimoto, M. Takikawa, M. Kato, A. Izumi, S. Yanagibayashi, M. Nambu, N. Yamamoto, T. Kiyosawa; Japan	P / REC26	Composite Thoracodorsal System Free Flaps for One-Stage Lower Extremity Reconstruction A. Momeni, H. Bannasch, S. Krischak, G.B. Stark; Germany
P / MAM71	Breast Reconstruction with a Controlateral Pectoralis Breast Flap and Abdominal Advancement Flap G. Toussoun, E. Delay, S. Garson, M. Delbaere, T. Delaporte; France	P / MAM82	Brazilian Experience Using Skin Adhesive in Plastic Surgery Procedures R. Ribeiro, W. Novaes, L.F. España, A. O`Kamell, M.G. Moreira, G. Gurgel; Brazil	P / MAM92	Inferior Pedicle Breast Reduction Using Pedicle Suspension with Dermal Flap: 38 Patient Results C. Demirdöver, S. Özçoban, E. Aksungur, B. Şahin, Y. Öztan; Turkey		P / REC4	Results after Microsurgical Repair of Lawn Mower Injuries at the Foot R. Hierner, A. Berger, P. Reynders; Belgium, Germany	P / REC16	Nasal Defects Reconstruction Secondary to Skin Malignances M. Peneva; Macedonia	P / REC27	Large Avulsive Injury of Upper Eyelid — Case Report Z. Borovic; Serbia and Montenegro
P / MAM72	Comparison of Total versus Partial or Core Excision in the Surgical Management of Keloids R. Nnabuko; Nigeria	P / MAM83	Skin Changes and Surgical Treatment of Gelsolin Amyloidosis T. Pihlmaa, M. Tanskanen, T. Salmi, S. Kiuru-Enari, S. Suominen; Finland	P / MAM93	Consequences of an Absurdity: Complications and Treatment of a Patient with 2000 Ml Silicone Breast Implants — A Case Report C. Ermisch; Germany		P / REC5	A Standarized Approach to Defect Coverage at the Shoulder R. Hierner, S. Nijs, E. van den Kerckhoven, A. Berger; Belgium, Germany	P / REC17	Surgical Treatment of Lower Extremities Polyacrilamid Injection Complication D. Sidorencov, K. Lipski, S. Chausheva; Russian Federation	P / REC28	A Case of Striae Distensae Associated with Tissue Expander Inflation C. Lau, R. Waters; United Kingdom
P / MAM73	Persistent Facial Phlegmon after Hyaluronic Acid Injection — Do`s and Don`ts C. Ottomann, B. Hartmann, T. Muehlberger; Germany	P / MAM84	Secondary Procedures in Breast Reconctruction to Achive a Better Aesthetic Result R. Ribeiro, W. Novaes, A. O`Kamell, L.F. España, M.G. Moreira, G. Gurgel; Brazil	P / MAM94	Gigantomasty. A safe and easy surgical procedure to remove more than 8000 grams of breast tissue: A case report C. Tiller, J.T. Röttingen; Norway		P / REC6	Microsurgical Reconstruction for Defects at the Sole of the Foot R. Hierner, A. Berger, P. Reynders, G. Matricalli; Belgium, Germany	P / REC18	A New Development of Propeller Flap Method — From The Original Propeller Flap Method to Central Axis Flap Method and Perforator Pedicled Propeller (PPP) Flap Method H. Hyakusoku, R. Ogawa, M. Murakami, K. Oki, N. Ishii; Japan	P / REC29	A “Traumatised” Lipoma C. Lau, C. Ekwobi, A. Greenbaum; United Kingdom
P / MAM74	Lipomodeling of the Autologous Latissimus Reconstructed Breast: About 200 Cases R. Sinna, T. Delaporte, G. Toussoun, S. Garson, E. Delay; France	P / MAM85	Breast Augmentation and 3D Approach: A New Way to Deal with the Choice and the Result of the Breast Implant S. Garson, S. Carton, E. Delay, R. Sinna, F. Taha, G. Toussoun; France	P / MAM95	Magnetic Silicon Ear Clips — An Effective Treatment Option for Earlobe Keloids T. Bund, P.M. Vogt, J. Eichhorn-Sens; Germany		P / REC7	Results of Soft Tissue Reconstruction at the Heel R. Hierner, G. Matricalli, P. Reynders, A. Berger; Belgium, Germany	P / REC19	Phosphatidyl Choline (PC) —has it a Role in Reconstructive Plastic Surgery? B. Tanner; United Kingdom	P / REC30	Experience of the Nuss Method on 36 Cases of Funnel Chest Y. Inoue, Y. Yoshimura, Y. Sakai, T. Okumoto, E. Miyamoto; Japan
P / MAM75	Multislice-CT Angiography and 3D Assessment for Preoperative Planning of Perforators Flaps: Imaging Findings from a Work in Progress E. Garcia-Tutor, A. Alonso-Burgos, J. Castro, J. Botelle, A. Sanmartin, G. Bastarrika, L. Pina; Spain	P / MAM86	Computer-Assisted Intuitive Breast Surgery Planning Using Three-Dimensional Surface Imaging L. Kovacs, M. Eder, A. Müller, M. Endlich, N. Papadopoulos, E. Biemer; Germany	P / MAM96	Breast-Chest Deformities J. Liebau, A. Arens; Germany		P / REC8	Results after Partial Contralateral C7-Transfer in Posttraumatic Brachial Plexus Lesions of the Adult A. Berger, R. Hierner; Germany, Belgium	P / REC21	Single-Stage Reconstruction of a Combined Defect of Achilles Tendon and Overlying Soft Tissue with a Modified Free Composite Lateral Arm Flap M.-S. Tark; Republic of Korea	P / REC31	Queiloplasties; Palatoplasties and Rhinoplastics Surgeries, in the Children Hospital Ricardo Gutierrez, Buenos Aires, Plastic Surgery Unit, Ten Years of Experience, Argentina S. Ruiz; Argentina
P / MAM76	The Branemark-Type Bone-Anchored Ear Prosthesis: The Untold Story I. Younis, W. Sabbagh, D. Gault, N. Kang; United Kingdom	P / MAM87	A Novel Use of an Onco-Plastic Technique to Treat Breast Duct Ectasia S.K.L. Tay, N.C. Stacey, A. Armenio, J.A. Pereira; United Kingdom	P / MAM97	Postoperative Lactation Following Augmentation Mammaplasty — A Case Report J. Diedrichson, J. Liebau; Germany		P / REC9	Incication and Results of Free Flaps for Coverage of Total Knee Prosthesis W. Peeters, P. Reynders, R. Hierner; Belgium	P / REC22	Degloving Injuries of the Lower Extremity A.-M. StoeI, R. Hierner, P. Massagé, P. Reynders, M. Kuppers, D. Misselyn, M. Flour; Belgium	P / REC32	The Use of Suture Anchors in Reconstruction of Sacral Pressure Ulcers with Gluteal Fasciocutaneous Advancement Flaps E. Lykoudis; Greece
P / MAM77	Blood Transfusion Requirements for Bilateral Reduction Mammaplasties: Is Routine Group and Save Necessary? T. Stasch, A. Matthews, J. Clibbon; United Kingdom	P / MAM88	Breast Volume Measurements Using 3-D Surface Imaging: Standardisation and Validation of the Method and a Comparison to Classical Methods M. Eder, M. Endlich, A. Müller, A. Zimmermann, N. Papadopoulos, E. Biemer, L. Kovacs; Germany	P / MAM98	Two Stage Breast Reconstruction with McGhan LV Expanders and McGhan 363 Implants: A Review of 82 Breast Reconstructions in 62 Consecutive Patients G. Scott, C. Carson, G. Borah MD; United States of America		P / REC10	The Use of Osmotic Tissue Expanders in Children for Secondary Gastroschizis Repair: A Case Report K. Segers, M. Miserez, R. Hierner; Belgium	P / REC23	Video Presentation: The Anterolateral Thigh (ALT) Perforator Flap A. Arkudas, A.D. Bach, U. Kneser, R.E. Horch; Germany	P / REC33	Myocutaneous or Muscle Latissimus Dorsi Flap for Breast Reconstruction T. Astrauskas, G. Astrauskaite; Lithuania
P / MAM78	Managemet of Complications due to Liquid Silicone Injection in the Breast R. Ribeiro, W. Novaes, A. O`Kamell, L.F. España, G. Gurgel, M.G. Moreira; Brazil									P / REC34	Lipomodeling Protocol for Conservative Treatment of Sequelae Correction: Technical and Clinical Aspects G. Toussoun, E. Delay, J. Gosset, S. Faghahati, T. Delaporte, M. Delbaere; France	
										P / REC35	The Value of VAC Therapy in the Management of Pressure Sores B. Reichert; Germany	



Poster Presentations

P / REC36	<b>Radiological Aspects after Fat Transfer for the Correction of Conservative Treatment Sequelae</b> <u>G. Toussoun</u> , N. Guerin, J. Gosset, M. Delbaere, T. Delaporte, E. Delay; France	P / REC45	<b>Free Flap Reconstruction of Infant's Meningomyelocele</b> <u>T. Makino</u> , H. Ohjimi, T. Oyama, A. Eto, k. Sakai, A. Otsuka, K. Yamazumi; Japan	P / REC57	<b>Mediastinal Alterations in Patients with Poland's Syndrome</b> <u>R. Ribeiro</u> , A. O'Karnell, W. Novaes, G. Gurgel, L.F. España, M.G. Moreira; Brazil
P / REC37	<b>Successful Replantation of the Foot with Good Functional Recovery: A Case Report</b> <u>D. Zamfirescu</u> , I. Lascar, S. Popescu, C. Mitache; Romania	P / REC46	<b>Reconstruction of Sternal Defects Following Cardiac Surgery: An Individual Approach</b> <u>R. Rimdeika</u> , R. Benetis, V. Tamosiunas; Lithuania	P / REC58	<b>Free Tissue Transfers in the First 2 Years of Life — A Successful Cost Effective and Humane Option</b> <u>R. Pinder</u> , R.I. Winterton, A. Hart, S.P. Kay; United Kingdom
P / REC38	<b>Autodermal Hernioplasti for Recurring Ventral Hernia</b> <u>V. Zatriqi</u> , H. Arifi, S. Zatriqi, Z. Buja, E. Hoxha; Serbia and Montenegro	P / REC47	<b>The Midline Triangular Necrosis</b> <u>N. Boddouhi</u> , H. Karimi, P. Behram; Iran	P / REC59	<b>Use of Free Becker Flap for Small Defects of the Foot</b> <u>A. Nakhdievani</u> , T.C. Teo, J. Pereira; United Kingdom
P / REC39	<b>Hardware Correction in Preventive Maintenance and Treatment Wound Complications of Abdomen Surgery</b> <u>A. Zainoutdinov</u> , I.S. Malkov, M.I. Shakirov; Russian Federation	P / REC48	<b>New Operation Method for Pectus Carinatum</b> <u>Y. Kikuchi</u> , R. Okubo, T. Kikuchi, Y. Kitazawa, H. Sakurai, M. Nozaki; Japan	P / REC60	<b>Extracorporeal Perfusion in Amputated Extremities and its Effects on Prolonged Tissue Survival</b> <u>E. Voegelin</u> , E. Gygax, E. Knall, H. Tevaesai, J. Plock, D. Erni, M.A. Constantinescu; Switzerland
P / REC40	<b>Qualitative and Histomorphometric Study of the Anterolateral Thigh Perforator Vessels</b> <u>H.R. Nogueira Alves</u> , M. Iwamoto, P. Smaniotta, G. Magliorca, L.H. Ishida, M. Mendes Gomes, V. Capellozzi, M. Castro Ferreira; Brazil	P / REC49	<b>Soft Tissue Calcinosis Complicated by Leg Ulcers in Patient with Rheumatoid Arthritis</b> <u>R. Rimdeika</u> , L. Pilipaityte, D. Kubilius; Lithuania	P / REC61	<b>Free Flaps in War Wounds Treatment — Biological Values</b> <u>J. Kozarski</u> , L. Panajotovic, G. Stankovic; Serbia and Montenegro
P / REC41	<b>Comparison of Topical Silicone Gel and Silicone Sheeting Following Surgical Excision of Benign Pigmentary Nevi</b> <u>E. Fonseca Capdevila</u> , M. Earl, E. López Bran, J.C. de la Torre Fraga, I. Querol Nasarre, J.C. Moreno Jiménez; Spain, United States of America	P / REC51	<b>Anatomical Comparison of the Anterolateral Thigh Perforator Flap and the Parascapular and Lateral Arm Skin Flaps</b> F. Busnardo, <u>C.S. Valler</u> , J.C. Faes, P.S. Coltro, M.C. Ferreira; Brazil	P / REC62	<b>Landmines Injury — Surgical Treatment</b> <u>G. Sijan</u> , J. Kozarski, B. Djordjevic; Serbia and Montenegro
P / REC42	<b>Optimal Environment for Free Flaps Can also be a Haven for Fungi!</b> <u>A. Mahajan</u> , R. Rajan, T.W.L. Chapman, K.J. Cronin; United Kingdom, Ireland	P / REC52	<b>Gluteal Thigh Flap in the Treatment of Ulcers in the Perineum, Ischial, Sacral and Trochanteric Regions</b> E. Montag, <u>C.S. Valler</u> , L.H. Ishida, A.M. Munhoz, M.C. Ferreira; Brazil	P / REC63	<b>Microvascular Reconstruction of War Madibular Injuries</b> <u>J. Kozarski</u> , L. Panajotovic, G. Sijan; Serbia and Montenegro
P / REC43	<b>Successful Eyelid Reconstruction Using an Oral Mucosa Graft as an Inner Lining Overlaid on an Ear Cartilage Graft</b> <u>N. Yamamoto</u> , M. Nambu, H. Ohgi, M. Takikawa, M. Kato, A. Izumi, S. Yanagibayashi, R. Azuma, T. Kiyosawa; Japan	P / REC53	<b>Muscle Spare Flaps for Treatment of Pressure Sores</b> E. Montag, <u>C.S. Valler</u> , L.H. Ishida, A.M. Munhoz, M.C. Ferreira; Brazil	P / REC64	<b>Curt Theodor Schimmelbusch (1860-1895) — a Widely Forgotten Pioneer of Asepsis, Anaesthesia and Plastic Surgery</b> <u>J. Schnoor</u> , A. Gohritz, P.M. Vogt; Germany
P / REC44	<b>Pressure Sore — Donor Site Morbidity of the Sural Nerve</b> <u>A. Mahajan</u> , T.W.L. Chapman, R. Rajan; United Kingdom	P / REC54	<b>Application of Porous Polyethylene in Aesthetic Rhinoplasty — Complications and Complication Management</b> <u>V. Jurk</u> ; Germany	P / REC65	<b>Coverage of a Posttraumatic Ischemic Ulcer with a Free Latissimus Dorsi Flap and a 70cm Long Interposition Vein Graft in a Single Stage Procedure</b> <u>J.-C. Willms-Jones</u> , T. Raff; Germany
		P / REC55	<b>Severe Necrosis of the Right Upper Arm Reveals a Radiation Induced Occlusion of the Right Subclavian Artery. A Reconstructive Approach</b> <u>B. Behr</u> , S. Altmann, W. Schneider; Germany	P / REC66	<b>Trocar Injury of the Retroperitoneal Vessels Followed by a Severe Postischemic Compartment Syndrome of the Lower Extremities</b> <u>J. Hauser</u> , M. Lehnhardt, H.-U. Steinav, H.-H. Homann; Germany
		P / REC56	<b>The Posterior Arm Pedicled and Free Flap — Experience with 10 Clinical Cases</b> <u>A. Pinto</u> , H. Zenha, L. Azevedo, H. Costa; Portugal	P / REC67	<b>Nasal Defects — Simple Reconstruction Possibilities</b> <u>M. Zabavnikova</u> , M. Petras; Slovakia

Research / Experimental

P / REE1	<b>The Retinoic Acid-Inactivating Enzyme CYP26B1 is Essential for Craniofacial and Palate Formation in Mouse Development</b> <u>Y. Sakai</u> , Y. Yoshimura; Japan	P / REE10	<b>Automatic Three-Dimensional Quantitative Analysis for Evaluation of Facial Movement after Dinamic Reconstruction of the Paralyzed Face</b> <u>B. Hontanilla</u> , C. Aubá; Spain	P / REE20	<b>Effects of Centrifugation on Aspirated Fat Tissues. An Implication for Enhancement of Survivability of Free Injective Autologous Fat Transfer</b> <u>M. Kurita</u> , K. Yoshimura, D. Matsumoto, K. Harii; Japan
P / REE2	<b>Comparison of Color Change and Histologic Reaction of Human Skin after CO2 Laserabrasion: Abrasion Depth and Skin Color Changes in Bloodless Skin Surgery -In the Point of View of Asian Skin Carbon Dioxide Laser Tissue Interaction</b> <u>J.O. Lee</u> , J.W. Kim; Republic of Korea	P / REE11	<b>Autologous Adipose Tissue-Derived Stromal Cell Transplantation for Treatment of Critical Mandibular Defect in Guinea-Pig Model</b> <u>V. Karpiuk</u> , O. Pankina, M. Schubich; Russian Federation	P / REE21	<b>Site Directed Homing of Progenitor Cells into 3D Scaffolds</b> <u>J. Schantz</u> , H. Chim, H.-G. Machens; Singapore, Germany
P / REE3	<b>Platelet-Rich Plasma Has no Effect on Increasing Free Fat Graft Take in the Nude Mouse</b> <u>Y.C. Por</u> , Y. Yeow, N. Lour, B. K. Tan; Singapore	P / REE12	<b>Multinational Evaluation of Plastic Surgery Training Programmes: A Student's Perspective</b> <u>J. Bedford</u> , T. Sankar; United Kingdom	P / REE22	<b>From the Coconut Cranioplasty to Smart Biomaterials and Tissue Engineering; Novel Concepts for Craniofacial Reconstruction</b> <u>J. Schantz</u> ; Singapore
P / REE4	<b>Topical Treatment with Matrix Metalloproteinase Inhibitor Reduces Wound Contraction of Full-Thickness Rat Skin Wounds</b> <u>U. Mirastschijski</u> , J. Claes, R. Schnabel, M.S. Ågren, W. Schneider; Germany, Denmark	P / REE13	<b>Peripheral Nerve Regeneration or Neuroma Formation? Non-Invasive in Vivo Visualization and Monitoring Using MRI Technique</b> <u>B. Behr</u> , F. Angenstein, R. Schnabel, U. Mirastschijski, W. Schneider; Germany	P / REE23	<b>Adipose Tissue is a Source of Endothelial Cells That Have the Potency to Undergo Adipogenic Differentiation — Benefit or Pitfall?</b> <u>M. Wosnitza</u> , K. Hemmrich, A. Gröger, N. Pallua; Germany
P / REE5	<b>Prevascularization in Bone Tissue Engineering: Ectopic Prefabrication of Engineered Bone Flaps in a Rabbit Model</b> <u>O. Scheufler</u> , D.J. Schaefer, C. Jaquiere, A. Braccini, D.J. Wendt, R. Galli, J.A. Gasser, P. Ingold, G. Pierer, M. Heberer, I. Martin; Switzerland	P / REE14	<b>Arterialisation of Venous Network for Salvage of Critical Distal Part of a Conventional Flap and Comparison with Arterial Supercharging and Venous Superdrainage</b> <u>A.R. Ercocen</u> , T. Kono, H. Sakurai, M. Nozaki; Turkey, Japan	P / REE24	<b>Nitric Oxide and its Downstream Signalling Molecules Cyclic GMP and Cyclic AMP are Powerful Tools in Adipose Tissue Engineering</b> <u>K. Hemmrich</u> , C. Gummersbach, K.-D. Kröncke, C. Suschek, N. Pallua; Germany
P / REE6	<b>Acute Local Cyclosporine and Tacrolimus Increase the Survival of Skin Flaps in Rat Model of Random Pattern Skin Flap</b> <u>B. Ghazinezami</u> , T. Gholipour, S. Rahimpour, A. R. Dehpour; Iran	P / REE15	<b>Denervation in the Murine K / BxN Serum-Transfer Model of Arthritis Elicits Early Pro-Inflammatory and Late Anti-Inflammatory Responses</b> <u>L. Stangenberg</u> , B. Binstadt, R. Weissleder, C. Benoist, D. Mathis, U. Mahmood; United States of America	P / REE26	<b>Changes in the Lymph Structure of the Upper Limb after Axillary Dissection — Radiographic and Anatomical Study in a Human Cadaver</b> <u>H. Suami</u> , W.-R. Pan, G.I. Taylor; Australia
P / REE7	<b>Study for Contribution of Rat Bone Marrow-Derived Cells to Skin Wound Repair</b> <u>G. Zhang</u> , J. Zhang, X. Ma; China	P / REE16	<b>Inhibitory Effect of Tranilast on Endothelial Proliferation and Angiogenesis</b> <u>T. Kiyosawa</u> , M. Nambu, S. Yanagibayashi, R. Azuma, N. Yamamoto, A. Izumi, M. Kato, M. Takikawa; Japan	P / REE27	<b>Erythropoietin Protects Ischemic Hamster Flaps by Increasing the Availability of Nitric Oxide</b> <u>C. Contaldo</u> , A. Elserbiny, G.A. Wanner, O. Trentz, P. Giovanoli; Switzerland
P / REE8	<b>Survival Curve of Fat Autografts on the Face. Researching Study Using the Stereological Method and the Statistical Tests</b> <u>E. Serna</u> ; Spain	P / REE17	<b>Scientific Report of Conferences</b> <u>S. Bhattacharya</u> ; India	P / REE28	<b>Osteogenic Potential of Adipose-Derived Stem Cells Compared to Primary Osteoblasts In Vitro</b> <u>A.E. Handschin</u> , M.A. Constantinescu, O.A. Trentz, E. Vögelin, A. Banic, F. Jung, G.A. Wanner, O. Trentz, P. Giovanoli; Switzerland
P / REE9	<b>Lack of Prognostic Significance of P63 Expression for Venous Leg Ulcers Healing</b> <u>B. Noszczyk</u> , J. Waligora, J. Jethon; Poland	P / REE18	<b>Acceleration of Artificial Dermal Substitute Incorporation in Complex Tissue Defects with Subatmospheric Pressure</b> Y.S. Kim, <u>C.M. Chung</u> ; Republic of Korea	P / REE29	<b>Optimising the Arterialized Venous Flap</b> <u>A.L. Mahajan</u> , P. Quinodoz, N. Alizadeh, K.-U. Schlaudraff, B. Pittet; Switzerland
		P / REE19	<b>Bidirectional Mediation of TGFb1-IFNg-Signalling-Crosstalk by YB-1 — Key Protein during Palmar Fibrogenesis?</b> <u>J. Kopp</u> , O. Akkermann, H. Simon, R.E. Horch; Germany	P / REE30	<b>Adipose Tissue-Derived Stromal Cells Enhance Healing in Chronic Wounds</b> <u>M. Nambu</u> , M. Ishihara, H. Mizuno, N. Yamamoto, R. Azuma, S. Yanagibayashi, M. Takikawa, T. Kiyosawa; Japan

Poster Presentations

P / REE31	Effect of Simvastatin on Human Melanoma Cells <u>A. Saito</u> , N. Saito, W. Mol, H. Furukawa, A. Tsutsumida, A. Oyama, S. Sasaki, Y. Yamamoto; Japan	P / REE42	Preconditioning Increases Myoblast Survival for Tissue Engineering <u>D.J. Tilkorn</u> , E. Keramidaris, A. Penington, W.A. Morrison, G.J. Dusting, G. Mitchell; Australia	P / REE52	Surgical Delay, VEGF and Perfusion Changes over Time—The Quest for the Right Moment <u>T. Holzbach</u> , I. Neshkova, D. Vlaskou, M. Konerding, D. Schams, E. Biemer, B. Günsbacher, R. Giunta; Germany	P / REE63	The Use of Glycol-Treated Venous Graft to Repair Damaged Nerves: An Experimental Study iln Rats M.P. Costa, A.S. Cunha, S.P.S. Lemos, C.F. Silva, T.E.P. Barros, <u>F.M. Nogueira</u> , M.C. Ferreira; Brazil	P / REE73	The Compilation of Proteine Profiles from Acute and Diabetic Wounds by Mudpit Analysis <u>C. Sleyman</u> , A. Kyas, F. Jacobsen, D. Wolters, A. Daigeler, A. Voigt, H.-H. Klein, H.-U. Steinau, L. Steinstraesser; Germany	P / REE84	Dermal Tissue Engineering Using Human Bone Marrow Mesenchymal Stem Cells <u>M. Markowicz</u> , S. Neuss, N. Pallua; Germany
P / REE32	Applications of Oral Imatinib Mesylate (STI571 / Gleevec) in Reducing Intimal Hyperplasia And Salvage of Microvascular Anastomosis — An Experimental Study in New Zealand Rabbits O. Karatas Silistreli, <u>Z. Aytug</u> , M. Ayhan, C. Melikoglu, M. Gorgu; Turkey	P / REE43	Hormonal Influence on Cavernous Nerve Grafts <u>D. Syme</u> , N. Corcoran, D. Bouchier-Hayes, W. Morrison, A. Costello; Australia	P / REE54	A Novel Approach to Keloid Scar Assessment <u>A. Pearce</u> , A. McGrouther, A. Bayat; United Kingdom	P / REE64	Workplace-Based Assessment Techniques for the Assessment of Surgical Competence amongst UK Plastic Surgery Trainees <u>C.-J. Tollan</u> , E. Zetlitz, V. Sivarajan, J. Scott, I. Mackay; United Kingdom	P / REE74	New Perspectives for Angiogenesis Gene Therapy by Means of Magnetofection <u>R. Giunta</u> , T. Holzbach, I. Neshkova, D. Vlaskou, M. Konerding, D. Schams, B. Günsbacher, C. Plank, E. Biemer; Germany	P / REE85	Determining the Hidden Cost of Skin Scarring B. Brown, S.P. McKenna, K. Siddhi, D.A. McGrouther, A. Bayat; United Kingdom
P / REE33	Modification of CysteinyI Leukotriene Receptor Expression in Capsular Contracture: Preliminary Results F. D’Andrea, E. Grella, R. Grella, <u>P. Raimo</u> ; Italy	P / REE44	Prevascularisation Increases Myoblast Survival for Tissue Engineering <u>D. Tilkorn</u> , A. Messina, E. Keramidaris, A. Penington, W.A. Morrison, G. Mitchell; Australia	P / REE55	Does the Centrifugation of Adipocytes for Lipofilling According to Coleman’s Method Induce Trauma of the Cells? <u>J. Pattarino</u> , A. Mori, E. Witort, F. Romano, L. Papucci, E. Tanganelli, S. Capaccioli, M. Dini; Italy	P / REE65	Current Advances in the Treatment of Capillary Vascular Malformations with Pulsed Dye Laser <u>C.-J. Tollan</u> , D. McGill, V. Sivarajan, W. Maclaren, I. Mackay; United Kingdom	P / REE75	Harnessing Fibrinogen to Develop a Second Generation Skin Substitute <u>C. Baldwin</u> , M. Potter, E. Clayton, A. Grobbelaar, J. Dye; United Kingdom	P / REE88	Our Clinical Experience in the Application of the Surface Polymer Transfer of Autologous Epidermal Cells in Managing Chronic Wound <u>C.L. Tang</u> , S. Fraser, E. Tan, R. Kannan, D. Ralston, S. MacNeil; United Kingdom
P / REE34	Shortened Hospital Stay with the Use of Topical Negative Pressure Dressing <u>J. Kwei</u> , J. Vandervord, S. Kavanagh, J. Darke; Australia	P / REE45	Bioengineered Prefabricated Flaps: Usefulness of Microsurgical Loops and IntegraTM Device, Surcharged by Growth Factors and Stem Cells Inoculation on Schwann Cell Colonization: The Key Factor for Neo-Axonogenesis and Flap Reinnervation <u>G. Cuccia</u> , B. Manasserì, I. Papalia, M. Giacca, L. Zentilin, L. Pattarini, S. Moimas, S. Geuna, S. Raimondo, M.R. Colonna, F. Stagno d’Alcontres; Italy	P / REE56	Validation of 3 D imaging System Using Multiple Stereo Cameras <u>H. Henseler</u> , B. Khambay, S. Oehler, P. Siebert, A. Ray, A. Bowman, H. Hu, A. Ayoub; United Kingdom	P / REE66	Adipogenesis is Regulated by the Physical Properties of 3-Dimensional Collagen Gels <u>J. Wilson</u> , E. Keramidaris, A. Penington, W. Morrison; Australia	P / REE76	Does Caffeine Impair Microsurgical Technical Skill? <u>F. Urso-Baiarda</u> , S. Shurey, A. Grobbelaar; United Kingdom	P / REE90	Use of Polyglycolic Acid Tube Associated with Graft in Regeneration of Peripheral Nerves M.P. Costa, A.S. Cunha, C.F. Silva, T.E.P. Barros Filho, P. Tuma Junior, A.W. Ching, <u>F. Nogueira</u> , M.C. Ferreira; Brazil
P / REE35	Computer Simulation of Z-Plasty and its Derivatives <u>M. Akimoto</u> , H. Hyakusoku; Japan	P / REE46	Use of Resorbable Mesh of Polylactic Acid Associated with Auricular Cartilage Autografts to Reconstruct Orbital Floor and Wall Defects. Study in an Animal Model M.A. Viñal, <u>C. Saladino</u> , L.M. Ginesin; Argentina	P / REE57	From Aviation to Plastic Surgery: Lessons to Be Learned B. Meilik, R. Zuker, A. Weiss-Meilik, C. Forrest; Canada, Israel	P / REE67	Fat Grafts Induce Endogenous Adipogenesis In Vivo G. Thomas, A. Penington, D. McCombe, K. Abberton, E. Thompson, W. Morrison; Australia	P / REE77	Local and Systemic Immune Response after Adenoviral Derived Cutaneous Gene Transfer <u>F. Jacobsen</u> , M. Sorkin, K. Gevers, A. Daigeler, S. Langer, M. Lehnhardt, H.-U. Steinau, L. Steinstraesser; Germany		
P / REE36	Small Circular Wounds Shrink: Large Circular Wounds Gape <u>J.A. Bush</u> , M.W.J. Ferguson, T. Mason, D.A. McGrouther; United Kingdom			P / REE58	Exact Representation of Complex Anatomical Structures Using Plastination Technique: Representation of the Nasolabial Fold—A Technical Note <u>H. Toschka</u> , A. Prescher, H. Steinke; Germany	P / REE68	Findings and Value of Microbiological Testing in Plastic Surgery of Contaminated Wounds <u>R. Rimdeika</u> , D. Samsanavicius; Lithuania	P / REE78	Down Regulation of Autologous Host Defense Peptides after Adenoviral Induced Expression of Human B Defensin-2 in Rat <u>M. Sorkin</u> , F. Jacobsen, A. Rittig, K. Gevers, A. Slowicki, A. Daigeler, M. Lehnhardt, H.-U. Steinau, L. Steinstraesser; Germany	P / REE91	Leptin—Adipokine with Auto-/Pararegulatory Functions in Wound Healing <u>E. Demir</u> , R.M. Sierra-Honigmann, N. Pallua; Germany, United States of America
P / REE37	Anatomical Approach to Plastic Surgery Definition <u>S. Vasilyev</u> , Y. Vasilyev; Russian Federation	P / REE47	Sense and Sensibility of C-Reactive Protein in Plastic Surgery <u>N. Toman</u> , A. Buschmann, C. Ottomann, T. Muehlberger; Germany	P / REE59	Development of an In Vivo Lymphatic Malformation Model <u>A. Hussey</u> , N. Koh, M. Marchionna, Y. Ping, E. Williams, A. Penington; Australia	P / REE69	The Promotion of Wound Healing and Vascularization by the Combination of Bone Marrow Stromal Cells and Artificial Dermis <u>Y. Koga</u> , Y. Komuro, M. Yamato, N. Sueyoshi, Y. Kojima, T. Okano, A. Yanai; Japan	P / REE79	Perfusion of Transferred Free Flaps <u>J. Kozarski</u> , B. Djordjevic, L. Panajotovic; Serbia and Montenegro	P / REE92	Use of Polyglycolic Acid Tube Associated with GM1 in Regeneration of Peripheral Nerves <u>M.P. Costa</u> , A.S. Cunha, C.F. Silva, T.E.P. Barros Filho, P. Tuma Junior, A.W. Ching, H.J.Z.R. Costa, F. Nogueira, M.C. Ferreira; Brazil
P / REE38	Levels of Evidence for the Treatment of Keloid Disease <u>P. Durani</u> , A. Bayat; United Kingdom	P / REE48	Keloid Scars Demonstrate Hypercellularity in the Subepidermal Layers Peripherally Rather than Centrally Suggesting that the Margin is the Active Zone <u>A. Bayat</u> , W.L. Lam, S. Niggan, S. Pritchard, D.A. McGrouther; United Kingdom	P / REE60	Analysis of Islet Progenitor Cell Survival in a Vascularised Tissue Engineering Chamber <u>A. Hussey</u> , L.J. Gonez, S. Feeney, K. Knight, L. Harrison, W. Morrison; Australia	P / REE70	Next-Generation Soft Tissue Fillers—Inductive Adipose Tissue Engineering Matrices for Human Use <u>M. Findlay</u> , K. Abberton, A. Messina, R. Thompson, W. Morrison; Australia	P / REE80	Factors Influencing Job Satisfaction amongst Plastic Surgical Trainees: Experience from a Regional Unit in the United Kingdom <u>R. Nassab</u> ; United Kingdom		
P / REE39	Novel Lymphography Using Indocyanine Green Dye for Near-Infrared Fluorescence Labeling <u>F. Ogata</u> , R. Azuma, M. Kikuchi, I. Koshima, Y. Morimoto; Japan					P / REE71	In-Vivo Liver and Pancreas Tissue Engineering- Redefining a Role for Plastic Surgery in Organ Transplantation <u>M. Findlay</u> , Y. Uda, J. Rophael, A. Messina, K. Knight, A. Penington, W. Morrison; Australia	P / REE81	Use of Polycglycolic Acid Tube Associated with FK506 in Regeneration of Peripheral Nerves M.P. Costa, A.S. Cunha, C.F. Silva, <u>F. Nogueira</u> , T.E.P. Barros, M.C. Ferreira; Brazil	P / REE95	Localized Subcutaneous Volume Augmentation through Insulin Induced Lipohypertrophy: A New Application of an Old Side-Effect M.A. Constantinescu, E. Knall, E. Stauffer, P. Diem, A. Banic; Switzerland
P / REE40	The Role of Perineurium in Peripheral Nerve Regeneration Using a Combined Autologous Conduit Made of Vein Plus Perineurium <u>G. Di Benedetto</u> , L. Grasseti, M. Mazzucchelli, M. Scarpelli, A. Bertani; Italy	P / REE49	Biocompatibility Evaluation of Silicone Foam Implanted in Rats <u>J. Wagenfuhr Jr</u> ; Brazil	P / REE61	The Viability of Fat Grafts Harvested by the Coleman Technique: A Comparative Study <u>L. Pu</u> , S. Coleman, X. Cui, R. Ferguson, H. Vasconez; United States of America	P / REE72	A New Human Full-Skin Model to Study Cutaneous Gene Transfer <u>F. Jacobsen</u> , A. Rittig, S. Langer, A. Daigeler, M. Lehnhardt, H.-U. Steinau, L. Steinstraesser; Germany	P / REE82	The Efficacy of Recombinant Hyman Activated Protein-C (Xigris) versus Heparin Treatment for the Healing Process of Partial Thickness Burns: A Comparative Study <u>M. Tsagarakis</u> , T. Iconomou, A. Papalois, S. Papadopoulos, A. Giannopoulos, D. Tsoutsos; Greece		
P / REE41	Enhanced Healing of Ischemic Intractable Foot Ulcers by Therapeutic Angiogenesis with Autologous Bone Marrow Cells and Allogeneic Dermal Fibroblasts <u>H. Mizuno</u> , S. Koike, S. Akaishi, K. Kobe, H. Hyakusoku, M. Miyamoto, Y. Kuroyanagi; Japan	P / REE50	Biomechanical Analyses of a Composite Model for the Tissue Engineered Auricle N.-A. O’Sullivan, S. Kobayashi, M. Ranka, K. Zaleski, M. Randolph, M. Yaremchuk; United States of America	P / REE62	The Effect of Next Generation Pulsed Dye Lasers on Resistant Capillary Vascular Malformations <u>C.-J. Tollan</u> , V. Sivarajan, D. Widdowson, I. Mackay; United Kingdom						
		P / REE51	New Developed, Reliable to Purify and Reusable Cannulars for Liposuction <u>A.Z. Taufiq</u> ; Germany								

Poster Presentations

P / REE96 Risk Factors In Elective Soft Tissue Surgery Following Massive Weight Reduction  
S. De Kerviler, T. Fischer, R. Huesler, A. Banic, M.A. Constantinescu; Switzerland

P / REE97 Growth Factors (FGF-2, VEGF) And A Modulator Of Growth Factors (RGTA) To Improve Latissimus Dorsi Muscle Flap Vascularization And Trophicity In Two Experimental Models  
G. Zakine; France

P / REE98 Neuro Tissue Engineering Using a Resorbable Collagen Matrix  
A. Bozkurt, F. Lassner, G.A. Brook, L. Olde Darnink, F. Schüßner, I. Heschel, N. Pallua; Germany

P / REE99 Reading the History of Surgery From The Egyptian Temples and artifacts  
H. El-Minawi, M. El-Minawi; Egypt

Tumors

P / TUM1 Non-Invasive Hemodynamic and Serological Monitoring During Immunotherapy with Trastuzumab vs. Paclitaxel for Metastatic Breast Cancer  
K. Knobloch, S. Tomaszek, J. Tepe, K.H. Busch, M. Spies, P.M. Vogt; Germany

P / TUM2 An Analysis of Complications Following Surgical Treatment of Benign Parotid Disease  
N. Mclean, R. Nouraei, Y. Ismail, M. Ferguson, R. Milner, P. Thomson, A. Welch; United Kingdom

P / TUM3 Pilomatricoma in Childhood: The Experience in the Hospital for Sick Children  
T. Cypel, G. Somers, V. Vijayaskaran, R. Zuker; Canada

P / TUM4 Transsacral Colon Fistula as a Late Complication after Resection and Radiation of Sacral Chondrosarcoma  
M. Sand, H.-U. Steinau, L. Steinsträsser; Germany

P / TUM5 Chondroid Syringoma of the Hand  
H. Borman, M. Deniz, N. Markal, U. Arkan, A. Colak; Turkey

P / TUM6 Keloid Scar Harboring Malignant Blue Nevus Emphasizes the Need for Excision Biopsy and Routine Histology  
C. Theopold, S. Pritchard, D.A. McGrouther, A. Bayat; United Kingdom

P / TUM7 Extraction of Large Cervical Lipoma by Ultrasonic Liposuction with Endoscopic Assistance  
T. Minabe, T. Hino, E. Konno, S. Yano, Y. Ohtsuki, I. Ban; Japan

P / TUM8 Surgery Videoassistida in Resection of the Benign Tumors in Head And Neck  
J.O. Guerrissi, J.A. Guerrissi; Argentina

P / TUM9 The Indication and Anatomical Aspect of Sentinel Lymph Node Biopsy for Cutaneous Malignancy  
M. Takikawa, T. Kiyosawa, R. Azuma, M. Nambu, A. Izumi, M. Kato, S. Yanagibayashi, N. Yamamoto; Japan

P / TUM10 Percutaneous Electrothrombosis for the Treatment of Cavernous Hemangiomas  
O. Uysal, O. Erol; Turkey

P / TUM11 Sclerosing Perineurioma at the Nail Fold Causing Severe Nail Deformity  
C. Lau, O. Harley, M. Ho-Asjoe; United Kingdom

P / TUM12 MRI Examination of Capillary Malformations that are Resistant to Pulsed Dye Laser  
N. Saito, S. Sasaki, M. Sekido, A. Oyama, H. Furukawa, A. Saito, Y. Yamamoto; Japan

P / TUM13 The Synthetic Host Defense Peptide Derivative R13-15mer as a Therapeutic Agent against Sarcoma  
E. Jacobsen, A. Slowicki, K. Gevers, H. Topal, A. Daigeler, Y. Shai, H.-U. Steinau, L. Steinstraesser; Germany, Israel

P / TUM14 Early Wide Complete Surgical Excision with Open Wound Healing: The Procedure of Choice in Hidradenitis Suppurativa  
T. Dettenborn, J. Esters, A. Krause-Bergmann; Germany

P / TUM15 Soft Tissue Tumors — Our Results  
J. Nikolic, Z. Janjić, D. Momcilovic, M. Jovanovic, M. Pajić; Serbia and Montenegro

P / TUM16 Skin Melanoma — Present and Past  
Z. Janjić, J. Nikolic, D. Momcilovic, S. Škrbic, A. Popović, M. Pajić; Serbia and Montenegro

P / TUM17 Cutometric Measurement of the Skin Viscoelasticity after Repeated Expansions and Surgery of Giant Congenital Pigment Naevi  
P. Sin, J. Vokurkova; Czech Republic

P / TUM18 Long-Term Outcome after Surgical Treatment of Malignant Fibrous Histiocytomas in 112 Patients  
M. Lehnhardt, O. Goertz, H. Homann, A. Daigeler, J. Hauser, H. Steinau; Germany

P / TUM19 Skeletal Muscle Metastasis form Oesophageal Adenocarcinoma Resulting in Brachial Plexus Symptoms  
R. Nassab, S. McKirdy, I. Starley; United Kingdom

P / TUM20 Onkolytic Activities of Host Defense Peptides in Soft Tissue Sarcomas  
H.-J. Topal, A. Slowicki, K. Gevers, F. Jacobsen, A. Daigeler, Y. Shai, H.-U. Steinau, L. Steinstraesser; Germany, Israel

P / TUM21 Malignant Peripheral Nerve Sheath Tumour of the Hand: Challenges in Diagnosis and Management of a Child  
S. Tadiparthi; United Kingdom

P / TUM22 Beyond Orange Juice: Does High Concentration Vitamin C Kill Melanoma Cells?  
N. Sheppard, A. Grobbelaar, R. Haywood; United Kingdom

P / TUM23 Haemangioma of the Hand — Surgical Treatment: Case Report  
J. Kozarski, D. Pavlovic, G. Sijan; Serbia and Montenegro

P / TUM25 Haemangioendothelioma Retiforme of the Hand  
L. Panajotovic, J. Kozarski, B. Djordjevic; Serbia and Montenegro

TEOSYAL Global Action 30G

TEOSYAL First Lines

TEOSYAL Ultra Deep

TEOSYAL Deep Lines 27G

TEOSYAL Kiss

TEOSYAL Ultra Deep

THE BEST OF HYALURONIC ACID  
TEOSYAL  
EFFICACY • SAFETY • DURABILITY

TEOSYAL Meso

TEOXANE Laboratories

TEL : +41 (22) 344 96 36  
FAX : +41 (22) 340 29 33

TEOXANE GmbH

TEL : +49 (0) 8161 14805- 0  
FAX : +49 (0) 8161 14805- 15

info@teoxane.com  
www.teoxane.com

LABORATORIES  
TEOXANE  
GENEVA



# The Congress Venue




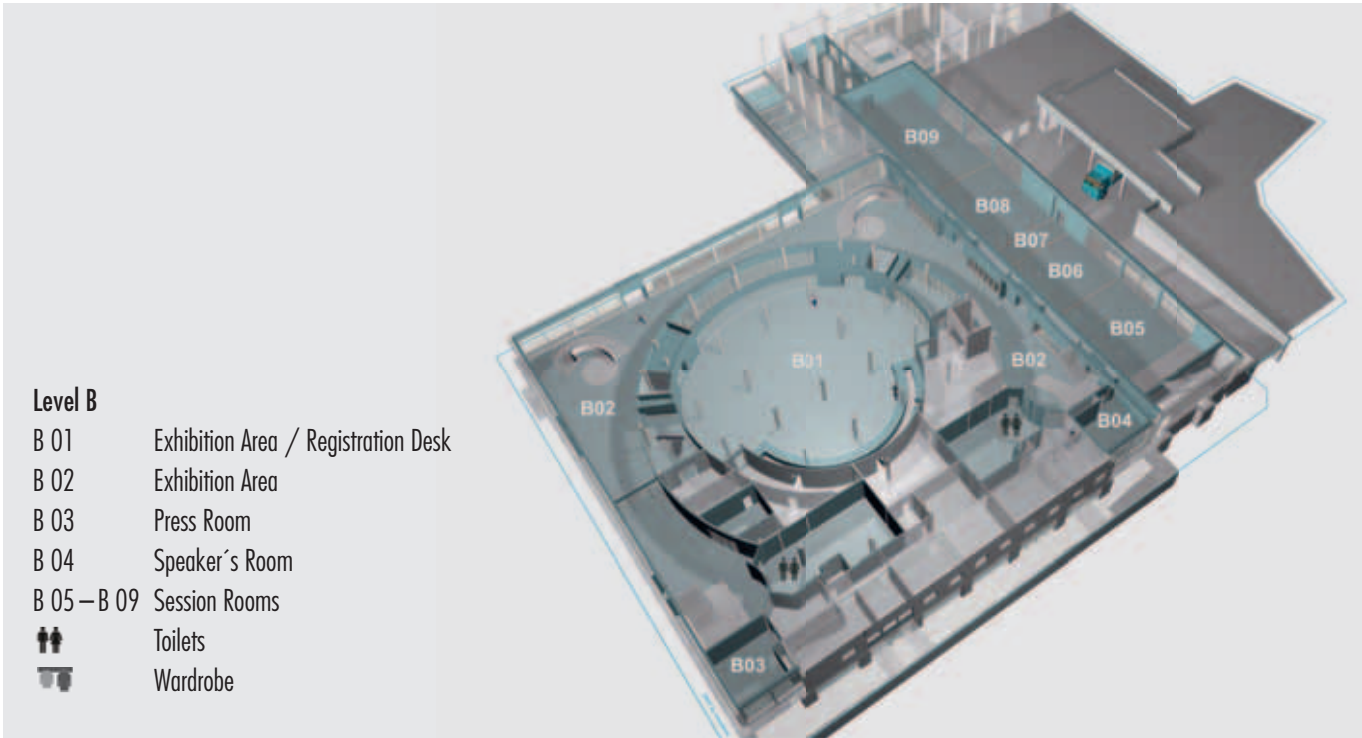
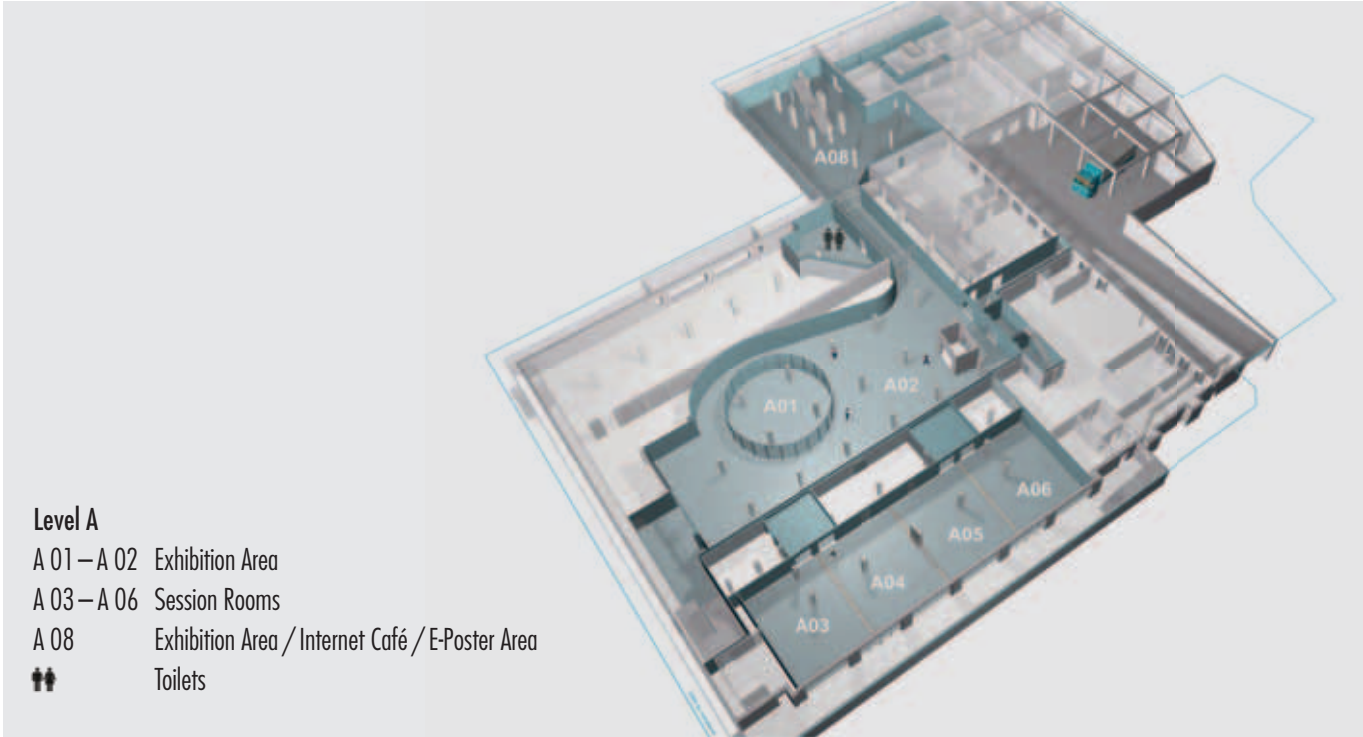
Timeless modern architecture, spatial configuration and its central location make the “Berliner Congress Center am Alexanderplatz” (bcc) a unique event location in Berlin.

From 1961 – 1964 Hermann Henselmann, renowned Bauhaus-influenced architect, created a visionary building complex with the House of Teachers and the Congress Hall. Functionality and transparency are implemented in futuristic architecture.



The buildings were put under monumental protection in the 1980s. In 2002 it was converted in a way that preserved the building’s historic character and yet fundamentally modernizing the facility. It now offers a significantly extended and more flexible 10,000 m² gross floor area for events since September 2003.

bcc Berliner Congress Center  
Alexanderstraße 11  
10178 Berlin  
[www.bcc-berlin.de](http://www.bcc-berlin.de)



Sponsors

The Organizers of the 14<sup>th</sup> International Congress of the International Confederation for Plastic, Reconstructive and Aesthetic Surgery thank the sponsors for their generous support:

Platinum Sponsor



Gold Sponsors



Silver Sponsor



General Sponsors

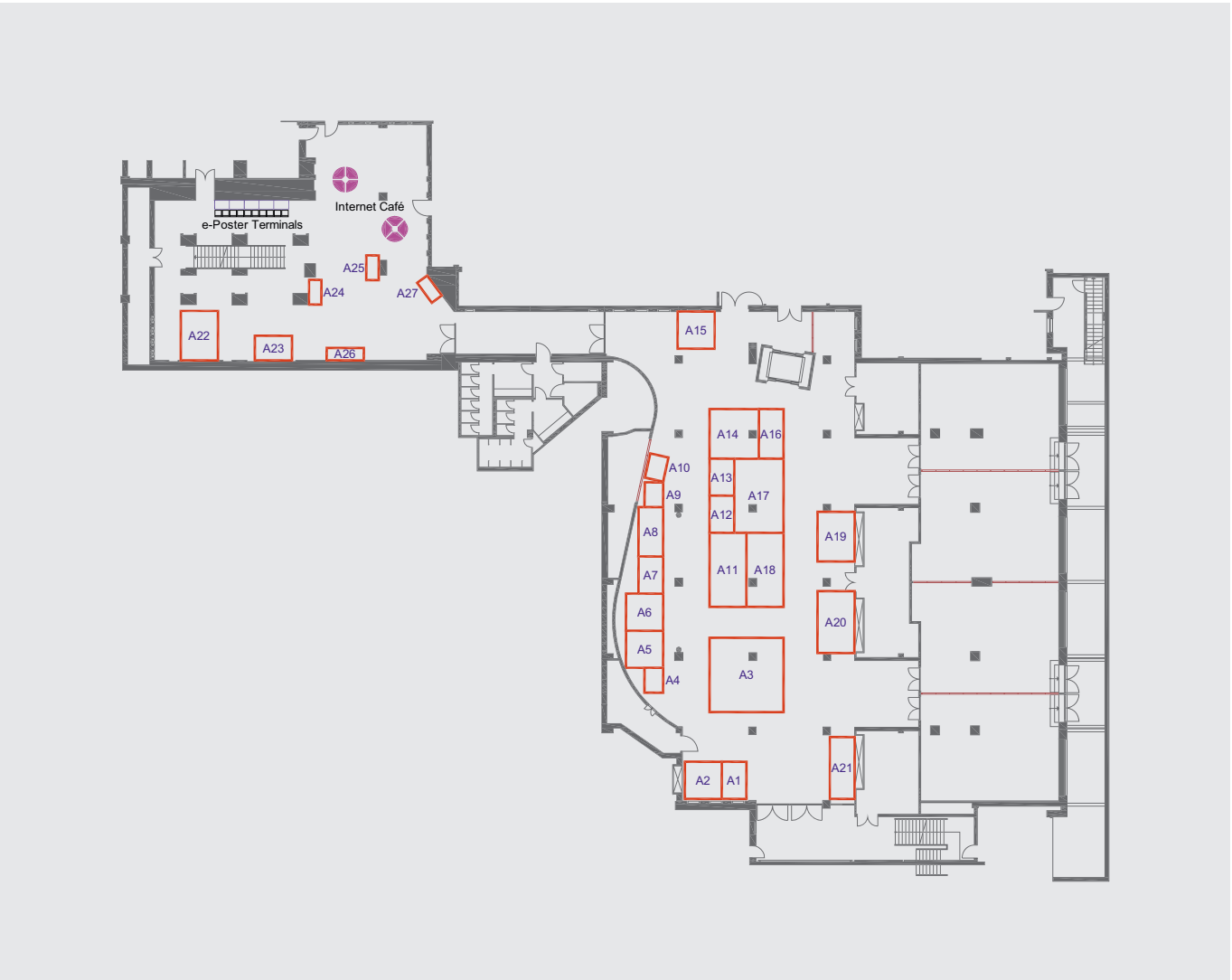


IPRAS 2007 driven by Volkswagen



We thank all exhibiting companies and organizations for their participation and support at the IPRAS Berlin 2007.

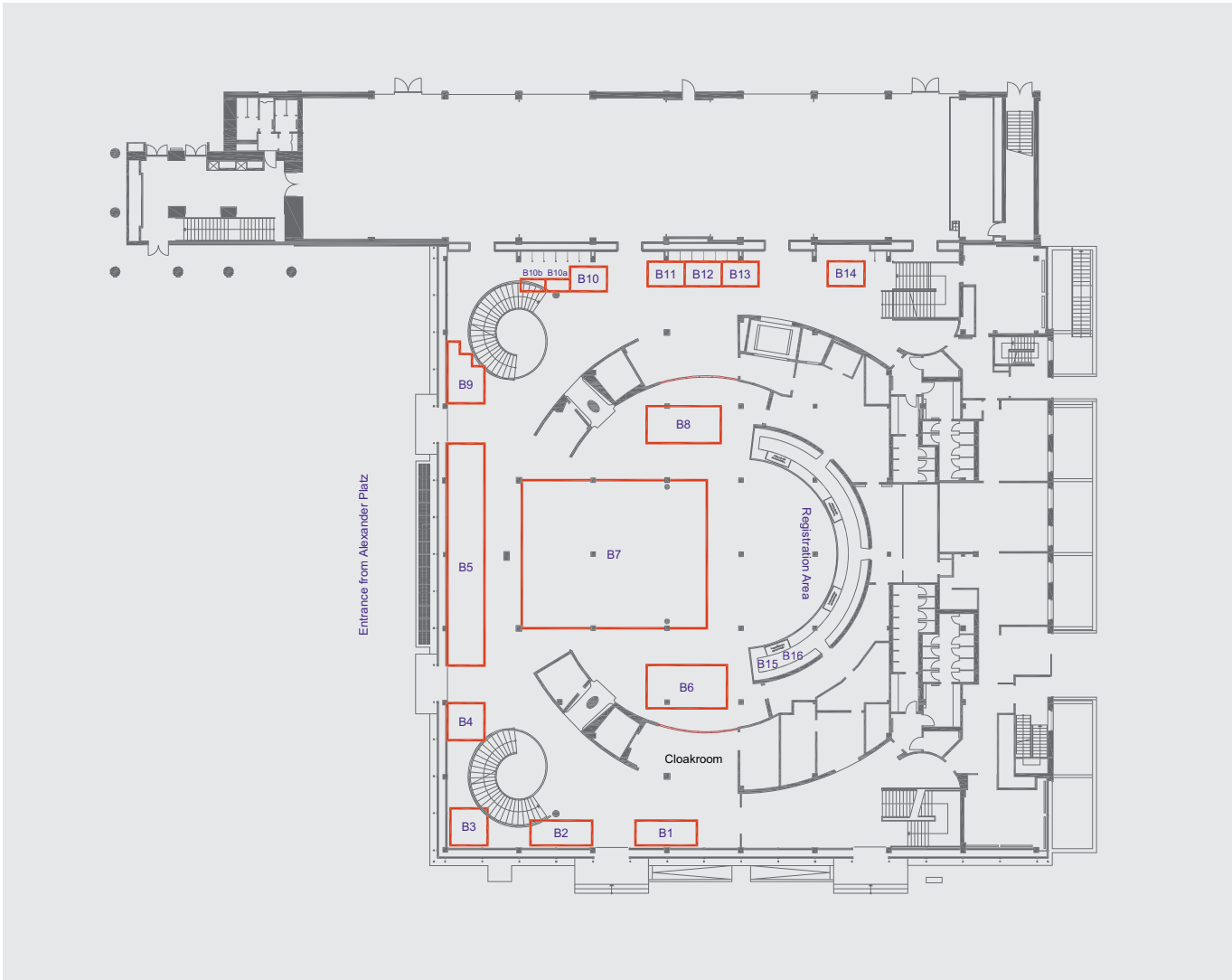
Exhibition Overview – Level A



EXHIBITOR	Booth No.		
3 M Deutschland GmbH	A 14	Laboratoires SEBBIN	A 2
Advanced Bio-Technologies Inc	A 1	Luxtec	A 15
Baumhauer & Frenzel GmbH	A 25	Möller Medical GmbH & Co.KG	A 7
Baxter	A 18	NexTech Systems	A 8
CANADA, Vancouver - Bidder for future IPRAS	A 9	Perimed AB	A 26
Care Concept Fachkosmetik Vertriebs GmbH	A 16	Poly Implants Protheses (PIP France)	A 17
CHILE, Santiago - Bidder for future IPRAS	A 10	Q-Med GmbH	A 20
DE.ME.PRO	A 12	Quality Medical Publishing	A 11
Eurosilicone / Nagor	A 3	SEE Editrice - FIRENZE di Nicodemo Maggiulli	A 27
Haag-Streit Deutschland GmbH	A 21	Skinetic	A 23
INDIA, Delhi - Bidder for future IPRAS	A 4	TapMed GmbH	A 13
INTEGRA	A 22	Thermage Inc.	A 6
L'estétic GmbH	A 24	Valeant Pharmaceuticals International	A 5
LABORATOIRES ARION	A 19		

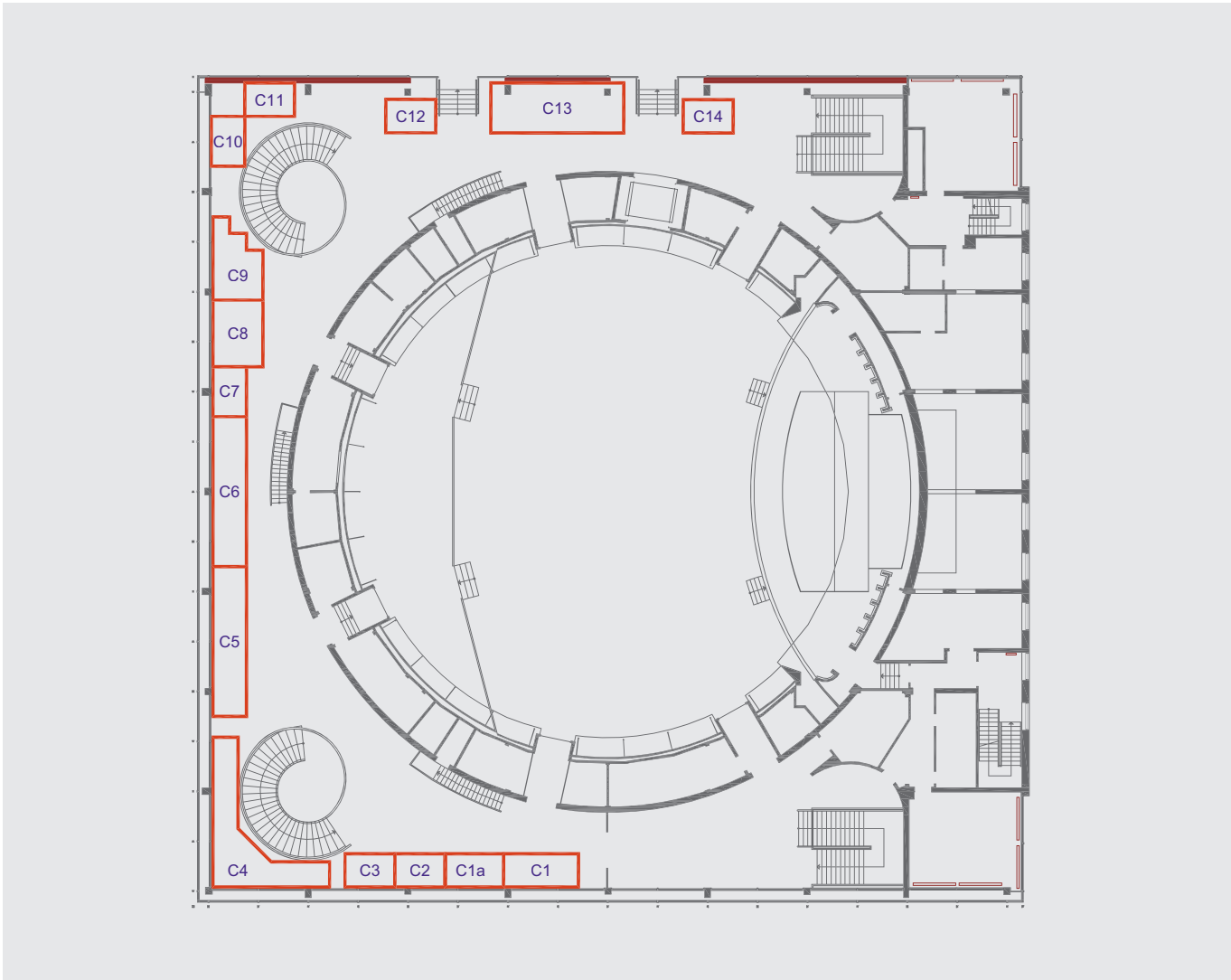


Exhibition Overview – Level B



EXHIBITOR	Booth No.	
Allergan	B 6	International Confederation for Plastic, Reconstructive and Aesthetic Surgery (IPRAS)
Adoderm	B 14	Kaden Verlag - Medizinische Fachbücher
AlterImage Software	B 10a	KARL STORZ GmbH & Co.KG
BioForm Medical	B 13	Marina Medical Instruments
Canfield Imaging Systems	B 12	Mentor Corporation
Carl Zeiss Surgical GmbH	B 2	Minerva KG Gude - Internationale Fachliteratur für Medizin und Naturwissenschaften
CEREPLAS	B 10	UltraShape
Design Veronique	B 3	
Ethicon / Ethicon Endo-Surgery	B 5	
European Societies of Plastic, Reconstructive and Aesthetic Surgery (ESPRAS 2009)	B 16	
Human med AG	B 4	

Exhibition Overview – Level C



EXHIBITOR	Booth No.	
American Society of Plastic Surgeons®	C 1	Sound Surgical Technologies
asclepios Medizintechnik / Medical Z / Humeca	C 11	TEOXANE SA
Clinical Cell Culture	C 14	VOE, SA
Contura International	C 9	
Dr. Suwelack Skin & Health Care AG	C 10	
Ellman International	C 2	
International Society of Aesthetic Plastic Surgery (ISAPS)	C 1a	
LUMENIS	C 8	
Mediform	C 5	
PEROUSE PLASTIE	C 6	
Polytech Silimed Europe GmbH and Silimed Ltda.	C 13	
Porex Surgical	C 7	

# Social Program



## Welcome Ceremony

The Welcome Ceremony at the Berliner Dom on Tuesday, June 26, 2007 will take place from 19:00 to 20:30, doors open at 18:30. The Berliner Dom, the main cathedral of the capital, located within walking distance from the bcc, is the ideal setting for a memorable Welcome Ceremony.

### Program:

**Pipe Organ Music**  
while the guests enter the Berliner Dom

**Pipe Organ accompanied by Trumpet**  
while the speakers enter the Berliner Dom

**Petra Zimmermann**  
Pastor

**Marita Eisenmann-Klein**  
General Secretary of the IPRAS and President of the DGPRÄC

**Johannes C. Bruck**  
Chairman of the Organizing Committee of IPRAS Berlin 2007

**Choir accompanied by the Pipe Organ**

**Christoph Markschie**  
President of the Humboldt University

**Alfred Berger**  
Honorary President

**Pipe Organ accompanied by Trumpet**  
while guests leave the Berliner Dom

The FESSH Band welcomes the guests outside the Berliner Dom and leads them to the Welcome Party.

## Berliner Dom

The Berliner Dom, the largest Protestant church in Germany, was built from 1894–1905 on the Spree island according to the plans of Julius Raschdorff, and served as the main Prussian Protestant church and court church of the ruling Hohenzollerns.

## Welcome Party

The Welcome Party will take place from 20:30 to 23:00 on the riverbank of the Spree, in front of the Radisson SAS Hotel, opposite of the Berliner Dom. Drinks and food will be available while enjoying some of Berlin’s nicest views: the Berliner Dom, the Rotes Rathaus (Town Hall) and the boulevard Unter den Linden — all illuminated.

This evening is free of charge to all registered participants.



## Gala Party

On Friday, June 29, starting at 19:30, the Gala Party will be held at the historical Tempelhof Airport, the oldest commercial airport in the world. The airport building was built from 1934 to 1939. Following the resignation of the Soviet Union from the Allied Control Council and the Allied Command, the blockade of the western section of the city began. With the hope of obtaining control of the western sectors, the Soviets took control of all water and land supply routes to these sections. Thus, effectively eliminating access to necessary food supplies and goods. In response, the city was supplied by the Berlin Airlift. The American and British landed cargo loaded aircrafts at a rate of one plane every two minutes for a period of 11 months (‘Candy Bombers’). After a herculean effort of 280,000 flights, transporting over 2 million tons of goods that kept an entire city alive, the blockade was lifted and the Airlift came to an end. The former maintenance hall, Hangar 2, will be the special setting for the Gala Party.

**Address**  
Flughafen Berlin Tempelhof; Entrance: Columbiadamm 10, 12101 Berlin

**Transfer**  
A bus transfer will be organized from the Radisson SAS Hotel and from the Alexanderplatz. Busses will depart between 19:00 and 19:30. The return transfer will start at 22:30 continuing until midnight, back to the Radisson SAS Hotel and to the Alexanderplatz.

**Public Transportation**

- underground train U6 to “Platz der Luftbrücke” — exit Columbiadamm
- bus 104 or 184 to “Flughafen Tempelhof”
- bus 341 or N4 or N6 to “Platz der Luftbrücke”

Tickets are available at the Registration Desk, the fee is € 30,00 for registered participants and accompanying persons.



Salon Orchester Berlin will be the guide through the evening: the big-band will accompany the dinner and the various show performances with swinging and jazzy music from the 40’s, 50’s and 60’s. From Jazz to Swing, from Glenn Miller to Aretha Franklin, the most famous songs and evergreens will be played for you in original versions.

In addition, some entertainment highlights will top off the night:

**The Andrews Sisters**  
Typical images of Berlin’s streets in the postwar decades are the American GI’s in their khaki uniforms. The Andrews Sisters have, more than anyone else, incarnated this typical image with humor and charm and made it familiar to millions of people all over the world. Ear candy like “Bei mir bist Du schön”, “Rum und Coca-Cola” and “Shoo Shoo Baby” are a must for such a program!

**Marlene Dietrich**  
Every cineaste remembers the first few scenes of the Billy Wilder movie “A Foreign Affair” starring Marlene Dietrich showing pictures of the bombed Berlin shortly before the plane lands at Tempelhof Airport. Also remembered is the moving welcome of Marlene Dietrich at Tempelhof Airport after her long years of exile in the USA. Songs like “Black market”, “Illusions” or “The Ruins of Berlin” from the movie “A Foreign Affair” will recover many memories that automatically enhance the evening’s program.

The night will be continued with the Salon Orchester Berlin entertaining you with dancing music like swing, cha cha, disco-fox and with hits from the German Charts. You can also visit a movie theatre showing historical films of the Berlin airlift.

It will be an evening full of entertainment, food and music and an excellent opportunity for everybody to meet and get to know other congress participants.



## Social Program



### Accompanying Persons Lounge

Information on "What to do today in Berlin" is available for Accompanying Persons daily from 8:00 to 10:00 at the Radisson SAS Hotel.

Here you may receive personal tips and advice about Berlin, addresses and opening times of museums, shops and restaurants.

#### Address:

Radisson SAS Hotel  
Conference Foyer  
Karl-Liebknecht-Strasse 5

Come and visit us for information on the city while enjoying a cup of coffee.  
The Lounge is hosted by:



Kristina Bruck



Katharina Olbrisch



Friedrich-Wilhelm von Hesler



### Rotary International Berlin welcomes Friends

Monday, 13:00	Rotary Club Berlin-Brandenburger Tor Hotel Adlon, Unter den Linden 77
Monday, 13:00	Rotary Club Berlin-Süd Hotel Steigenberger, Los Angeles Platz 1
Tuesday, 13:00	Rotary Club Berlin-Kurfürstendamm Hotel Kempinski-Bristol, Kurfürstendamm 27
Tuesday, 19:00	Rotary Club Berlin-Gedächtniskirche Savoy Hotel Berlin, Fasanenstraße 9–10
Wednesday, 13:00	Rotary Club Berlin Hotel Adlon, Unter den Linden 77
Thursday, 13:00	Rotary Club Berlin-Nord Hotel Steigenberger, Los Angeles Platz 1
Thursday, 13:00	Rotary Club Berlin-Spree Berlin Hilton Hotel, Mohrenstraße 30
Friday, 13:00	Rotary Club Berlin-Tiergarten Hotel Inter-Continental, Budapeststraße 2

## Golfen in der Region Berlin-Brandenburg

### Die Mitglieder des Golfverband Berlin-Brandenburg e.V. freuen sich auf Ihren Besuch!



**Golf- und Landclub  
Semlin am See e.V.**  
Ferchesser Str. 8b, 14712 Rathenow/OT Semlin  
Telefon 03385 / 55 44 10  
Telefax 03385 / 55 44 00  
golf@golfresort-semlin.de  
www.golfresort-semlin.de



**Golfclub Kallin e.V.**  
Am Kallin 1,  
14641 Nauen OT Börnicke  
Telefon 0 33 230 / 894 0  
Telefax 0 33 230 / 894 19  
info@golf-kallin.de  
www.golf-kallin.de



**Berliner Golf Club Gatow e.V.**  
Sparnecker Weg 100  
14089 Berlin  
Telefon 030 / 365 00 06  
Telefax 030 / 365 00 081  
golfclub.gatow@t-online.de  
www.golfclubgatow.de



**Berliner Golfclub Stolper Heide e.V.**  
Am Golfplatz 1,  
16540 Neuendorf/Stolpe b. Berlin  
Telefon 03303 / 54 92 14  
Telefax 03303 / 54 92 22  
info@golfclub-stolperheide.de  
www.golfclub-stolperheide.de



**Golfclub Pankow von Berlin e.V.**  
Blankenburger Pflasterweg 40  
13129 Berlin  
Telefon 0 30 / 500 194 90  
Telefax 0 30 / 500 194 99  
info@golf-pankow.de  
www.golf-pankow.de



**Golfclub Prenen e.V.**  
Waldweg 3,  
16348 Prenen  
Telefon 0 333 96 / 77 90  
Telefax 0 333 96 / 77 990  
info@golfplatz-prenen.de  
www.golfplatz-prenen.de



**Golfclub Schloss Wilkendorf e.V.**  
Am Weiher 1  
15345 Altlandsberg/OT Wilkendorf  
Telefon 0 33 41 / 33 09 60  
Telefax 0 33 41 / 33 09 61  
service@golfpark-schloss-wilkendorf.com  
www.golfpark-schloss-wilkendorf.com



**Potsdamer Golf-Club e.V.**  
Tremmen, Zachower Straße  
14669 Ketzin  
Telefon 0 33 233 / 70 50  
Telefax 0 33 233 / 70 519  
info@potsdamer-golfclub.de  
www.potsdamer-golfclub.de



**Golf- und Land-Club  
Berlin-Wannsee e.V.**  
Golfweg 22, 14109 Berlin  
Telefon 030 / 806 70 60  
Telefax 030 / 806 70 610  
info@glcbw.de  
www.glcbw.de



**Golf- und Country Club  
Seddiner See e.V.**  
Zum Weiher 44, 14552 Michendorf  
Telefon 0 33 205 / 732 0  
Telefax 0 33 205 / 732 29  
info@gccseddinersee.de  
www.gccseddinersee.de



**Golf Club  
Mahlow e.V.**  
Kiefernweg, 15831 Mahlow  
Telefon 0 33 79 / 37 05 95  
Telefax 0 33 79 / 37 05 96  
presse@gcmahlow.de  
www.gcmahlow.de



**Golfclub Gross Kienitz e.V.**  
An der Straße nach Dahlewitz  
15831 Gross Kienitz  
Telefon 0 33 708 / 537 70  
Telefax 0 33 708 / 537 20  
info@grosskienitz.de  
www.grosskienitz.de



**Lausitzer Golfclub e.V.**  
Am Golfplatz 3,  
03058 Neuhausen/Spree  
Tel. 0 35605 42332  
Fax 0 355 42 59 61  
info@lausitzer-golfclub.de  
www.lausitzer-golfclub.de



**A-ROSA Golf Club e.V.**  
Parkallee 1  
15526 Bad Saarow  
Telefon 0 33 631 / 63 300  
Telefax 0 33 631 / 63 310  
golfclub@a-rosa.de  
www.a-rosa.de



**Golf in Wall**  
Am Königsgraben 1,  
16818 Wall  
Telefon 0 33 925 / 71135  
Telefax 0 33 925 / 90805  
info@golfinwall.de  
www.golfinwall.de



**Märkischer Golfclub Potsdam e.V.**  
Kammitz Schmiedeweg 1,  
14542 Werder/OT Kemnitz  
Telefon 0 33 27 / 66 37 0  
Telefax 0 33 27 / 66 37 37  
info@mgc-potsdam.de  
www.mgc-potsdam.de



**GC GolfRange Berlin-  
Großbeeren e.V.** Am Golfplatz 1  
14979 Großbeeren/OT Neubeeren  
Telefon 0 33 701 / 32 89 0  
Telefax 0 33 701 / 32 89 19  
berlin@golfrange.de  
www.golfrange.de



**GOLFVERBAND  
BERLIN-BRANDENBURG E.V.**  
Forststraße 34 · 12163 Berlin  
Tel. 030 - 823 66 09 · Fax 030 - 824 40 98  
**www.gvbb.de**



**Berliner Golf- und Country Club  
Motzener See e.V.**  
Am Golfplatz 5, 15749 Mittenwalde/OT Motzen  
Telefon 0 33 769 / 501 30  
Telefax 0 33 769 / 501 34  
info@golclubmotzen.de  
www.golclubmotzen.de



**Sporting Club Berlin  
Scharmützelsee e.V.**  
Parkallee 3, 15526 Bad Saarow  
Telefon 0 33 631 / 63 300  
Telefax 0 33 631 / 63 310  
golf.bsa@a-rosa.de  
www.a-rosa.de



## Sightseeing Tours



Berlin is an ideal starting point for tours to several cities of significant historical and cultural value. Experience the natural beauty of the landscape and explore the many attractions by attending professionally organized tours. All tours depart and end at the bcc.

### Berlin Orientation Tour

Berlin has always been a dynamic city, noted for its ambitious and vivacious nature. The Berlin Orientation Tour gives a general overview of the signs of change throughout the city and of its most traditional and popular highlights. The bus tour includes sights like the Brandenburg Gate, the German House of Parliament and the Victory Column as well as the Emperor Wilhelm's Memorial Church, the Berlin Cathedral and Charlottenburg Palace. Furthermore, the bus will pass the futuristic Potsdamer Platz with the Philharmonic Concert Hall and the Alexanderplatz with the Red Town Hall, the official Lord Mayor's residence.  
**Tuesday, June 26, 13:00 – 16:00**  
**Wednesday, June 27, 09:30 – 12:30**  
**Price per Person: € 26,00**

### Cold War in Berlin

Since the end of World War II and until the beginning of the 90's, the history of Berlin has permanently been engraved by the presence of the four victors of the War and the Wall dividing West and East Berlin in two. This tour first leads visitors behind the scene of the former East Berlin and focuses on the divided city.

At first, guests will visit the "Soviet Monument" in the Treptow Park: more than 5,000 soviet soldiers fallen at the end of World War II were buried there. On the top of a hill, a huge statue bears in remembrance the sacrifice of the soldiers killed to liberate Germany from the Nazism. Just a few hundreds of meters away from the park, we will pass the famous "East Side Gallery", the longest open-air gallery in the world. It is actually one of the last authentic parts

of the Wall which separated the East from the West, along the Spree River. Artists from all over the world came to Berlin after the Wall fell to paint not only interesting and challenging murals, but politically provocative ones as well.

Coming back to the city centre of the former East Berlin, visitors will then discover the very unique street "Karl-Marx-Avenue" which was planned as a "palace for workers" in the fifties: several hundreds of apartments were built in the 50's according to higher standards of comfort to offer workers the feeling of a life in a better world. The street was never completely finished but nevertheless, it gives you an idea of this amazing project.

We will then drive past the airport of Tempelhof which was a peculiar witness of the shared Berlin. During the soviet blockade of Berlin from 1948 to 1949, the US troops provided the West-sector with food and coal during more than one year through the so-called air-lift: every minute, a "Rosinenbomber" ("Raisin bomber") started at that time in Frankfurt and landed in West-Berlin.

The tour ends at Check-Point Charlie where the Wall-Museum is located. During the building of the Berlin Wall in August 1961, Checkpoint Charlie was the famous place where American and Soviet tanks had their stand off - with motors running and guns loaded. Until the Wall fell, Checkpoint Charlie was the border crossing point for diplomats, allied military and foreigners; neither Germans, nor Berliners were allowed to pass through. Guests will have the possibility to visit the Wall-Museum called "Haus am Check-Point Charlie":

The famous and emotionally moving museum houses memorabilia from the history of the Wall, as well as photographs, stories of successful and unsuccessful escapes, etc.

**Wednesday, June 27, 13:00 – 17:00**

**Price per Person: € 35,00**



### The New Berlin

The New Berlin is not only a marketing concept to attract a new category of visitors into the german capital but a reality that has changed the face of Berlin at the beginning of the 21st century. No other capital in Europe has boomed so much in the last 15 years: The fall of the Berlin Wall in 1989 and the move of the German Government from Bonn to Berlin gave birth to hundreds of construction sites and promoted a contemporary architecture supported by world famous architects like Leoh Ming Pei, Jean Nouvel, Daniel Libeskind, Frank O. Gehry, Renzo Piano etc. From the luxury boutiques of Friedrichstrasse to the sky-scrappers of Potsdamer Platz, from the cupola of the Reichstag to the new Central Station, from the ministries of the Spree shore to the embassies of Tiergarten, from the futuristic Jewish Museum to the New Academy of Arts, a new city was born.

**Thursday, June 28, 09:30 – 12:30**

**Price per Person: € 26,00**

### Jewish Life in Berlin

The tour focuses on the Jewish history and present of Berlin. In order to obtain a global impression of the Jewish community in Germany and especially in Berlin, we will first go to the new Jewish Museum which opened in 2001. It is housed in one of the most spectacular buildings erected in Berlin since World War II. The central theme underlying the design by Daniel Libeskind is an imaginary network linking the lives and residences of important Berliners. The plan of the building has also been interpreted as an exploded Star of David. Participants will then continue the tour in the so-called "Scheunenviertel" where the Jewish community used to live before the war. There is not much left of the steps of the Jews in this quarter except a few reopened restaurants and of course the beautifully restored Synagogue in the Oranienburgerstrasse. At last we will have a look at the huge memorial for the victims of the holocaust situated very close to the Brandenburg Gate.

**Thursday, June 28, 09:00 – 13:00**

**Price per Person: € 32,00**

## Sightseeing Tours



### Boat Trip on the River Spree

The Spree River is one of Berlin's major rivers and flows from East to West essentially dividing the city in half. Constantly passing under bridges — Berlin has more bridges than Venice! — the tour takes guests throughout the city of Berlin offering a unique perspective of the sights. Starting at the Berlin Cathedral, the ship's routing will pass by:

- The **Museum Island**, architectural and cultural complex classed by UNESCO that gathers 5 different museums: the Pergamon Museum, one of the oldest museums of architecture in the world, the Bode Museum housing by then the Egyptian collection, the Old Museum housing special exhibitions and the antique collection), the Old National Gallery housing an extensive collection of classic sculptures as well as paintings of 18<sup>th</sup> and 19<sup>th</sup> centuries and the New Museum (in renovation)
- The **Friedrichstrasse** railway station, once the check-point for all West Berliners coming to East Berlin to visit their relatives
- The **Reichstag** (parliament) with its futuristic cupola and the new ministry quarter
- The **new Chancellery**, residence and office of the chancellor
- The brand new **central railway station**
- The **Bellevue Palace** (residence of the German President)
- The **Park of Tiergarten**, the huge green lungs of Berlin
- The **Castle of Charlottenburg**, built in 1695 as a summer residence for Sophie Charlotte, the spouse of the future King Frederick I.

A Guide on board will point out and explain sights along the way.

**Friday, June 29, 09:30 – 12:30**

**Price per Person: € 60,00**



### Full-Day Tour to Potsdam

The capital of the Land of Brandenburg Potsdam is located in a beautiful hill area between vast waterways of the Havel and numerous lakes.

In 1660, the Brandenburg Elector, Friedrich Wilhelm, chose Potsdam to be his place of residence. Frederick the Great and others strongly influenced the city and its architecture. Coming from Wannsee, you will drive into Potsdam across the famous Glienicker Brücke: the bridge where spies used to be exchanged during the Cold War.

The tour of the old town will include the following sights:

- **Brandenburg Gate** The baroque gate was built in 1770 after a roman triumph arch.
- **Dutch Quarter** The quarter, with its typical red brick houses, its small alleys and its own channel, was built by Frederick William I. for the Dutch immigrants between 1734 and 1742.
- **Marshall** Built in 1746 by Johann Arnold Nehring and Gottfried Wenzeslaus von Knobelsdorff.
- **Nikolai Church** The classical church was built from 1831 to 1837 by Karl Friedrich Schinkel on the site of the old baroque church that burnt down in 1795.
- **In continuation, we will visit the beautiful Sanssouci Park designed by Peter Joseph Lenné and admire the numerous palaces and houses built in it: Palace Sanssouci** Built by Georg Wenzeslaus von Knobelsdorff in 1715 in the rococo style, the castle was the summer residence of Frederic II.
- **New Palace** To reflect Prussia's wealth after the Seven-Year-War, the Neues Palais with its various ornaments, was built from 1763 to 1769.
- **The Orangerie**
- **The New Chambers**
- **The Chinese Tea House**
- **The Dutch windmill**



After the visit of one of the palaces of Sanssouci Park, we will go to the New Garden to have lunch in the Castle of Cecilienhof: The place where, in 1945, the Potsdam Conference with Stalin, Churchill and Truman, took place. The Castle of Cecilienhof was built in the early 20<sup>th</sup> century in the style of English Tudor villas. A hotel and a restaurant are also located there today.

**Thursday, June 28, 09:00 – 17:00**

**Price per Person: € 87,00**

### Full-Day Tour to Dresden

Numerous attributes have been given to Dresden. Called among others the Florence on the Elbe, The capital of the Land of Saxony is a city of culture and art. Baroque, Neo-Renaissance and Neo-Classical styles have become an integral part of Dresden. After the massive bombing of the city during the night of the 13<sup>th</sup> to the 14<sup>th</sup> of February 1945, the destroyed city kept its courage and promptly began to rebuild its buildings back to their original beauty. The last and best example is of course the Frauenkirche which reopened its doors at the end of 2005.

The baroque church is not the only object of interest in Dresden which has by far more to offer to the visitors like the Green Vault (Grünes Gewölbe), the Albertinum with the art gallery, the Zwinger Museum, the Court Church and of course, one of the most famous sights in Dresden, the Semper Opera House. The Dresden of old enticed such poets as Friedrich Schiller, Heinrich von Kleist, Ludwig Tieck and Ludwig Uhland and world famous musicians such as von Carl Maria von Weber, Richard Wagner and Richard Strauss. All of them were pulled to this city and caught up in its current and atmosphere. The visit of the city will allow you to know why. . .


**Friday, June 29, 08:00 – 18:00**

**Price per Person: € 90,00**




## INTEGRA DERMAL REGENERATION TEMPLATE

### IDRT-SL\*



We added to your treatment options  
by taking silicone away.

### IDRT



Provides immediate wound  
coverage with bilayer matrix.

## NEW POSSIBILITIES

\* Not available in the U.S.

## A NEW SKIN, A NEW LIFE.



**INTEGRA®** ■■■  
**DERMAL REGENERATION TEMPLATE**  
SINGLE LAYER\*



**INTEGRA®** ■■■  
**DERMAL REGENERATION TEMPLATE**

BURN SURGERY • PLASTIC SURGERY • TRAUMATOLOGY • CHRONIC WOUNDS



Integra LifeSciences Corporation  
311 Enterprise Drive • Plainsboro, New Jersey 08536  
T: 800-654-2873 • 800-275-0500  
F: 800-275-5363 • www.Integra-Ls.com

## General Information A—Z

### Abstract CD-Rom

The Abstract CD-Rom, sponsored by POLYTECH SILIMED Europe GmbH and Silimed Ltda., is available at the sponsor's booth which is located on Level C. The Abstract CD-Rom can be picked up during the Exhibition Opening Hours at the sponsor's booth. You will find a voucher in the congress bag.

### Accommodation and Tours

If you wish to book one of the tours especially organized for the congress (see Social Program—Tours), if you need to reserve a hotel room or if you have any problems with your reservation, please visit the Hotel / Social Program Counter in the registration area.

### Accompanying Persons Lounge

Information on "What to do Today in Berlin" is available for accompanying persons daily from 8:00 to 10:00 at the Radisson SAS Hotel, Karl-Liebknecht-Straße 5, in the Conference Foyer. The Lounge is hosted by Kristina Bruck and Katharina Olbrisch.

### Banking and Currency Exchange

The next Exchange Office and two major banks can be found at the train station Alexanderplatz.

### Catering Area

The catering areas are distributed on all 3 levels of the exhibition area.

### Certificate of Attendance

The Certificate of Attendance will be available at the "CME / Certificates of Attendance" desk. It will indicate the CME credits awarded to the congress as well as the delegates name.

### CME Credits (Continued Medical Education)

The congress has been CME certified by the Berliner Ärztekammer ([www.aerztekammer-berlin.de](http://www.aerztekammer-berlin.de)). From June 26—29, 2007, a total of six (6) CME credits will be offered each day: Three (3) for the morning sessions and three (3) for the afternoon sessions. On June 30, 2007, three (3) CME credits will be offered for the morning sessions.

For European and International participants, a Certificate of Attendance will be available at the registration area which will indicate the CME credits awarded to the congress. German Physicians will need to submit their barcode-stickers issued by their Medical Chamber for accreditation purposes for each half-day for which they would like to receive CME Credits. The barcode-stickers can only be handed in after having attended the morning or afternoon sessions at the

CME Counter in the registration area during the following times:

**Tuesday, June 26 to Friday, June 29, 2007**

12:45—14:15; 17:45—19:15

**Saturday, June 30, 2007**

12:45—14:00

### Closing Remarks

The closing remarks will be given on Saturday, June 30, from 12:45 to 13:15 at the bcc, in the Kuppelsaal.

### Coat Check and Luggage Storage

The coat check is located on Level B, next to the registration area. It will open at 7:00 in the morning and close after the Master Classes at 19:00.

On Saturday, June 30, it will be open from 7:00 to 14:00.

### Coffee Breaks

Coffee will be served free of charge to all registered participants during the following times:

**Tuesday, June 26 to Friday, June 29, 2007**

10:45—11:15; 15:45—16:15

**Saturday, June 30, 2007**

10:45—11:15

### Company Training Courses / Lunch Symposia

Company Training Courses will be held outside the scientific program and are scheduled for Tuesday, Wednesday, Thursday and Friday, from 13:00 to 14:00. For a detailed schedule, please see page 96 to 99.

### Congress Courtesies and Code of Conduct

In consideration of all conference participants, mobile phones should be turned off in all session rooms. Congress participants are expected to refrain from the following:

- Inflicting personal threat or harm to any congress participant, exhibitor or staff
- Inflicting damage to any property
- Preventing speakers from giving their speeches
- Taking pictures during the lectures

### Congress Bag

The congress bag, containing the congress material, can be obtained at the registration area for all registered participants.

# General Information A—Z

## Currency

The currency in Germany is the Euro (€).

## Electricity

The electric current in Germany is 230 Volts.

## Exhibition

Congress participants are requested to visit the exhibition in all foyers of the bcc. The exhibition will be open:

**Tuesday, June 26 to Friday June 29, 2007**

09:00—18:00

**Saturday, June 30, 2007**

09:00—14:00

## Filming and Taking Pictures

Out of respect for author’s and speaker’s copyrights, it is forbidden to take pictures and / or to film during any official congress sessions. By negligence, the participant will be excluded from the congress without refund of the paid registration fee.

## Final Program

The Final Program is also available for download on the congress website [www.ipras2007berlin.com](http://www.ipras2007berlin.com).

## Internet Café

The Internet Café, sponsored by Allergan, is located on Level A nearby the E-Poster area in room A08. The Internet Café offers free access to the internet. Please limit your usage time to 5 minutes.

The Internet Café will be open during the following times:

**Tuesday, June 26 to Friday June 29, 2007**

09:00—18:00

**Saturday, June 30, 2007**

09:00—14:00

## IPRAS

The IPRAS booth is located at the registration desk on Level B.

## Language

The official congress language is English.

## Liability and Insurance

The congress organizer can not accept liability for personal injury, loss of or damage to belongings of congress participants, either during or as a result of the congress. Please check the validity of your own insurance.

## Lost and Found

The Lost and Found is located on Level B at the registration desk.

## Lunches

Lunch boxes will be available on all 3 levels in the exhibition area during the following times:

**Tuesday, June 26 to Friday, June 29, 2007**

12:45—14:15

**Saturday, June 30, 2007**

13:30—14:00

## Master Classes

Master Class Sessions will be held:

**Wednesday, Thursday, Friday and Saturday**

08:00—09:00

**Wednesday, Thursday, Friday**

18:00—19:00

A separate registration and payment is required to attend the Master Classes. For a detailed schedule and program, please see page 95.

If you would like to register on a short notice, please obtain a Letter of Confirmation at the registration counter no later than 1 hour prior to the scheduled Master Class. Your Letter of Confirmation must be shown when entering the session room.

## Name Badge

A badge is required for admittance to all official congress sessions, the exhibition area, the opening ceremony and welcome reception. Each participant is asked to present the badge in order to gain access to the congress. The badge must be clearly displayed. Please note that a replacement fee of € 50,00 will be charged for reissuing lost / forgotten badges.

## Posters

During the IPRAS 2007 the traditional Poster Exhibition and Poster Sessions are replaced with an E-Poster Exhibition. All accepted Posters are displayed on computer screens. Here participants are able to view all posters at computer terminals throughout the whole congress period. With the easy to use Navigation System and Search Engine, delegates have the opportunity to search for authors, topics or keywords and view all submitted E-posters. The poster terminals also provide chat functions where poster authors and viewers have the possibility to communicate with each other.

Posters have been handed in and accepted in the following categories:

<b>Aesthetic</b>	<b>Mamma</b>
<b>Anti Aging</b>	<b>Reconstructive</b>
<b>Burns</b>	<b>Research / Experimental</b>
<b>Craniofacial</b>	<b>Tumors</b>
<b>Hands</b>	

The E-Poster area is located on Level A in room A08 and will be open during the following times:

**Tuesday, June 26 to Friday June 29, 2007**

09:00—18:00

**Saturday, June 30, 2007**

09:00—14:00

Participants can also view the submitted posters after the close of the congress via the congress website at [www.ipras2007berlin.com](http://www.ipras2007berlin.com) using their individual login.

## Login Information

User: Participant’s Last Name

Password: Participant’s Number

The E-Poster Exhibition is supported by POLYTECH SILIMED Europe GmbH and Silimed Ltda.

## Press and Media

The Press Room is located on Level B, Room B03. The main press conference will be held on Monday, June 25, at 14:30 at the Radisson SAS Hotel, Karl-Liebknecht-Straße 5, Room Turmalin. Daily expert talks will be held at 13:00 in the Press Room of the bcc with the up-to-date developments. The concluding press conference will be held on Friday, June 29, at 13:00 in the Press Room of the bcc.

The Press Room will be open during the following times:

**Tuesday, June 26, 2007**

08:00—17:00

**Wednesday, June 27 to Friday, June 29, 2007**

08:00—18:00

**Saturday, June 30, 2007**

08:00—13:00

## Public Transportation

The closest public transportation station is the S-Bahn and U-Bahn station “Alexanderplatz”. You have several connections to underground trains (U-Bahn), trams (Straßenbahn) and trains (S-Bahn). Please find a detailed map of the public transportation net on page 140.

We recommend that you buy the City Tour Card, which grants access to all public transportation possibilities in Berlin and Potsdam. It also entitles you to a discount of up to 50% in many museums, tourist attractions and in some theatres. You can buy this ticket as well as many other tickets for 2, 3 or 5 days at all ticket machines, which can be found at all train stations.

## Registration

All congress participants are required to personally check in at the appropriate registration desk. The registration desks will be open during the following times:

**Monday, June 25, 2007**

14:00—19:00

**Tuesday, June 26 to Friday, June 29, 2007**

7:00—18:30

**Saturday, June 30, 2007**

7:00—14:00

# General Information A—Z

## Smoking Policy

There is a non-smoking policy throughout the whole bcc.

## Speakers’ Room

Speakers must report to the Speakers’ Room, located on Level B, room B04, at least three hours prior to their presentation in order to check and deposit their presentation. Please provide the data on a Memory Stick or a CD-Rom. Please note that it is not allowed to run the presentation from your personal laptop in the Session Room. Video support is at the sole responsibility of the speaker. The opening hours are daily from 7:00 to 18:00.

## Taxis

The nearest taxi stop is located at “Alexanderplatz”. Taxis are indicated by the usual signs on the outside of the car.

## Telephone

Public telephone boxes can be found everywhere in the city. Telephone cards can be bought at the post office, in newsagents, Berlin Infostores and many other places. Call shops also offer reasonable prices for international calls. The country code for Germany is 49 and the area code for Berlin 30.

## Tipping

Prices are calculated to include taxes and services, but it is usual to round up the bill. Tips are appreciated, it is usual to leave a tip of about 10% of the total sum of the bill in restaurants and cafes.

## Tourist Information

“Berlin Infostores” are located at the Hauptbahnhof (main train station), at the Brandenburg Gate and at the Reichstag.



### ROUND MAMMARY IMPLANTS

- ) 2 gels, 3 profiles
- ) Rupture and capsular contracture rates\* < 1%



### ROUND INFLATABLE MAMMARY IMPLANTS

- ) A large base for a natural result
- ) Deflation rate\* < 3%



### SKIN EXPANDERS

- ) 7 models and 3 internal injection sites available
- ) Possibility to link the injection site directly to the skin expander (on order only)



### TESTICULAR IMPLANTS

- ) Oval shape available in 5 volumes
- ) A natural result thanks to our cohesive gel



### GLUTEUS IMPLANTS

- ) Specific gel with very high cohesiveness
- ) 2 shapes : round or oval\*\*



### CALF IMPLANTS

- ) Symmetrical or anatomical\*\* shape
- ) An increased use in aesthetic surgery



### CUSTOM-MADE IMPLANTS

- ) An answer to each indication
- ) A high quality SEBBIN process

Creation roke.fr - LS 035 - A - V02 - 07/05



**Map of key hotels/Center of Berlin**

**Five Star Category \*\*\*\*\***

- 1 Hotel Adlon Berlin
- 2 Dorint Sofitel am Gendarmenmarkt
- 3 Grand Hyatt Berlin
- 4 Hilton Berlin
- 5 Radisson SAS Hotel
- 6 The Mandala
- 7 The Regent Berlin
- 8 The Ritz Carlton
- 9 The Westin Grand Berlin

**Four Star Category \*\*\*\***

- 10 Art'otel Berlin Mitte
- 11 Derag Hotel Berlin Mitte
- 12 Derag Hotel Himmelpfort
- 13 Dorint Novotel Berlin Mitte
- 14 Inside Premium Hotels Berlin
- 15 Jolly Hotel Vivaldi

**Three Star Category \*\*\***

- 21 Hotel Albrechtshof
- 22 Hotel Allegria
- 23 VCH-Hotel Dietrich-Bonhoeffer-Haus
- 24 Express by Holiday Inn Berlin City Centre
- 25 Hotel Kubrat
- 26 Mercure Hotel Berlin Mitte
- 27 Mercure Hotel Checkpoint Charlie
- 28 Suitehotel Berlin Potsdamer Platz

**Two & One Star Category**

- 29 Hotel-Pension Berolina
- 30 Hotel Ibis Berlin Ostbahnhof
- 31 Hotel Ibis Berlin Mitte

**Other Landmarks:**

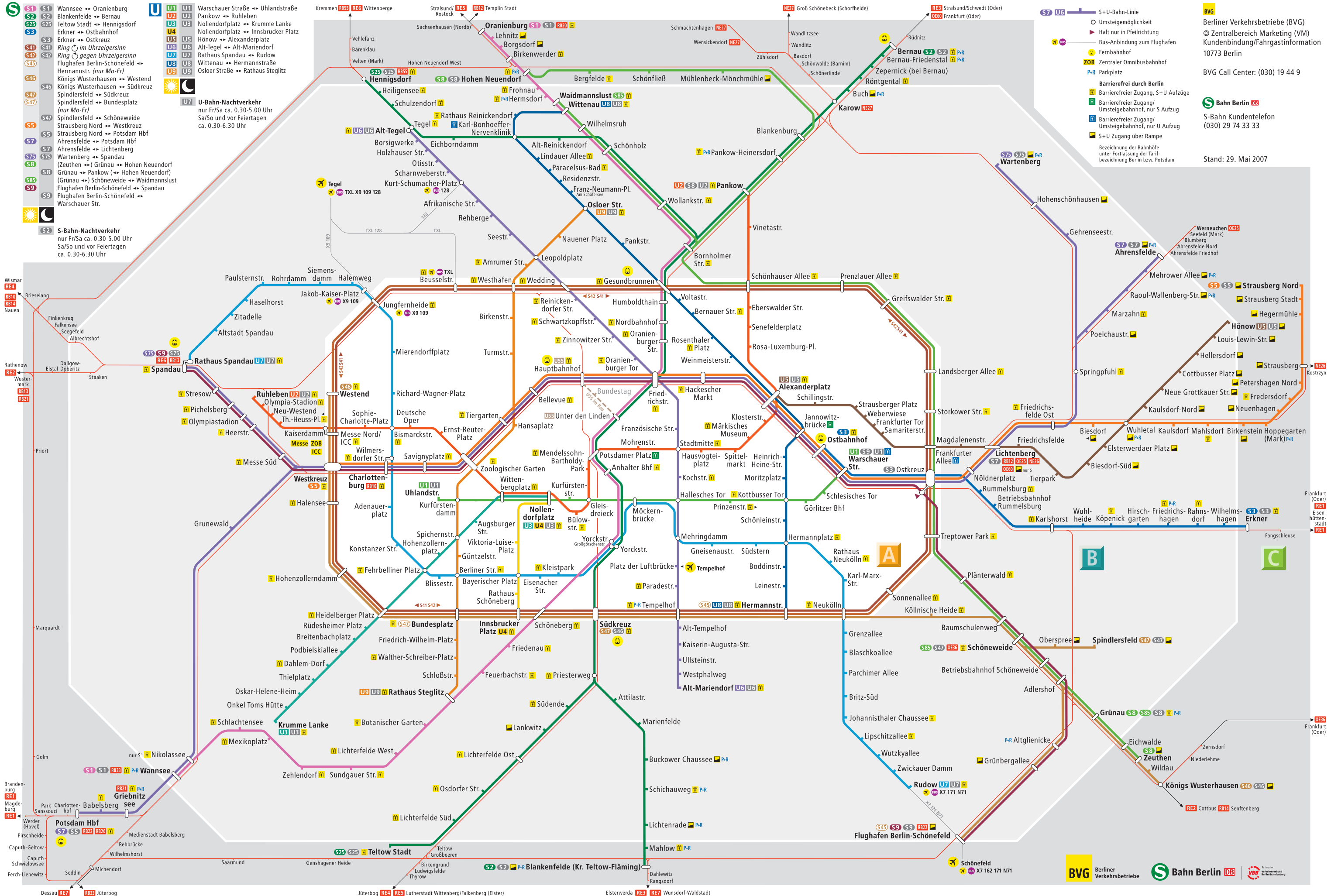
- Berliner Congress Center
- Berliner Dom





- S**
- S1 Wannsee ↔ Oranienburg
  - S2 Blankenfelde ↔ Bernau
  - S25 Teltow Stadt ↔ Hennigsdorf
  - S3 Erkner ↔ Ostbahnhof
  - S41 Ring im Uhrzeigersinn
  - S42 Ring gegen Uhrzeigersinn
  - S45 Flughafen Berlin-Schönefeld ↔ Hermannstr. (nur Mo-Fr)
  - S46 Königs Wusterhausen ↔ Westend
  - S47 Königs Wusterhausen ↔ Südkreuz
  - S47 Spindlersfeld ↔ Bundesplatz
  - S47 Spindlersfeld ↔ Schöneweide
  - S5 Strausberg Nord ↔ Westkreuz
  - S5 Strausberg Nord ↔ Potsdam Hbf
  - S7 Ahrensfelde ↔ Potsdam Hbf
  - S7 Ahrensfelde ↔ Lichtenberg
  - S75 Wartenberg ↔ Spandau
  - S8 (Zeuthen ↔) Grünau ↔ Hohen Neuendorf
  - S8 Grünau ↔ Pankow (↔ Hohen Neuendorf)
  - S85 (Grünau ↔) Schöneweide ↔ Waidmannslust
  - S9 Flughafen Berlin-Schönefeld ↔ Spandau
  - S9 Flughafen Berlin-Schönefeld ↔ Warschauer Str.
- U**
- U1 Warschauer Straße ↔ Uhlandstraße
  - U2 Pankow ↔ Ruhleben
  - U3 Nollendorplatz ↔ Krumme Lanke
  - U4 Nollendorplatz ↔ Innsbrucker Platz
  - U5 Hönow ↔ Alexanderplatz
  - U6 Alt-Tegel ↔ Alt-Mariendorf
  - U7 Rathaus Spandau ↔ Rudow
  - U8 Wittenau ↔ Hermannstraße
  - U9 Osloer Straße ↔ Rathaus Steglitz
- S-Bahn-Nachtverkehr**  
nur Fr/Sa ca. 0.30-5.00 Uhr  
Sa/So und vor Feiertagen  
ca. 0.30-6.30 Uhr

- U**
- U1 Warschauer Straße ↔ Uhlandstraße
  - U2 Pankow ↔ Ruhleben
  - U3 Nollendorplatz ↔ Krumme Lanke
  - U4 Nollendorplatz ↔ Innsbrucker Platz
  - U5 Hönow ↔ Alexanderplatz
  - U6 Alt-Tegel ↔ Alt-Mariendorf
  - U7 Rathaus Spandau ↔ Rudow
  - U8 Wittenau ↔ Hermannstraße
  - U9 Osloer Straße ↔ Rathaus Steglitz
- U-Bahn-Nachtverkehr**  
nur Fr/Sa ca. 0.30-5.00 Uhr  
Sa/So und vor Feiertagen  
ca. 0.30-6.30 Uhr





# Join the waves of success

**Offer your patients UltraShape.  
The first and only body  
contouring solution to deliver  
measurable results using  
safe, non-invasive  
ultrasound.**

UltraShape's patented ultrasound technology is designed to target only fat tissue, leaving neighboring tissues and nerves intact.

#### **Singular advantages for patients**

- An average reduction of 2 cm in circumference after only a single session
- A convenient "walk-in, walk-out" treatment that enables immediate resumption of daily routines
- No maintenance treatments

#### **Enhanced practice opportunities for you**

- Recommended for men and women reluctant to undergo surgical aesthetic procedures
- Eliminates operating room and anesthesia costs
- Enables treatment of multiple areas

**Non-invasive Body Contouring  
by Focused Ultrasound**

**Lunch Symposium**  
Room A03/04, Level A,  
Friday, June 29th, 2007  
13:00 - 14:00

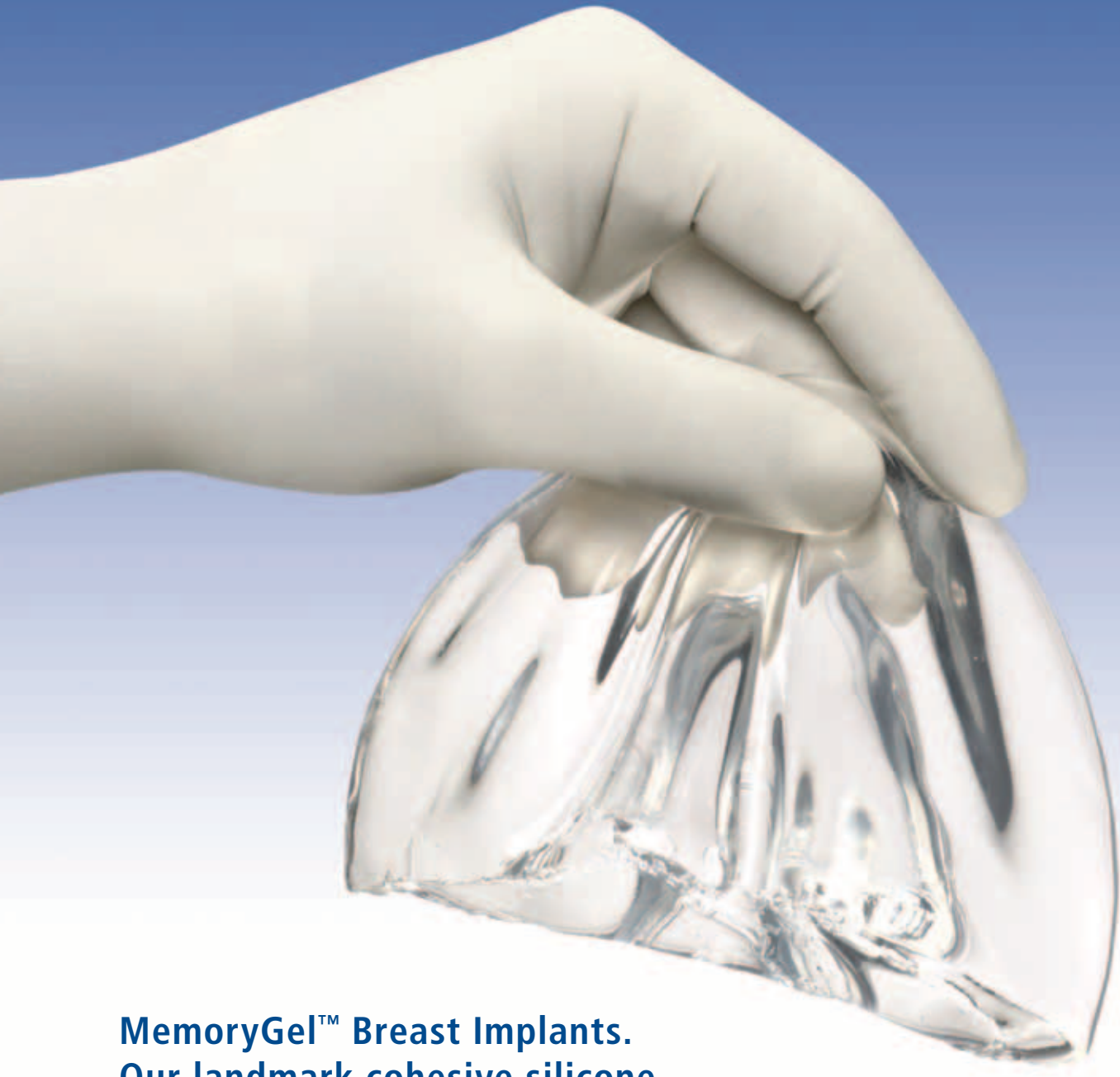
**Visit booth # B8 for a Live-demo**



  
**ULTRA SHAPE™**  
The Shape of Things to Come


New Industrial Park, POB 80, Yoqneam 20692,  
Israel, Tel: +972-4-9099200 Fax: +972-4-9592323  
Toll free number: +800-2255-7252  
info@ultrashape.com www.ultrashape.com

# MENTOR MEMORYGEL™ IMPLANTS. Cohesive, it is. New, it isn't.



## **MemoryGel™ Breast Implants. Our landmark cohesive silicone.**

Mentor's proprietary silicone gel holds together uniformly, while retaining the natural give that resembles breast tissue.



Please ensure that all patients receive a copy of *Important Information for Augmentation Patients about Mentor MemoryGel™ Silicone Gel-Filled Breast Implants* or *Important Information for Reconstruction Patients about Mentor MemoryGel™ Silicone Gel-Filled Breast Implants*. These educational brochures provide patients with information regarding the risks and benefits of breast implants. It is very important that your patient reads and fully understands the relevant brochure and has an opportunity to consult with you prior to deciding on surgery. Your patient should be advised to wait at least one to two weeks before scheduling surgery. For current contraindications, warnings, precautions, risks and complications for MemoryGel™ silicone gel breast implants, please refer to the Product Insert Data Sheet provided with each implant, or online at <http://www.mentorcorp.com/MemoryGel-PIDS>.

© January 2007 Mentor 0407018 Rev B

Brought to you by



the power to transform®

**MENTOR**